



Automatic Lubrication Equipment Buyer's Guide

Fluid Handling Equipment for Industrial and Commercial Applications



Construction | Fleets and Transportation | Industrial | Mining | Energy | Agriculture

PROVEN QUALITY. LEADING TECHNOLOGY.

Go online at www.graco.com/lubrication for:

- Literature
- Instruction Manuals
- Buyer's Guide
- Product Knowledge Exchange
- Distributor Locator
- What's New
- GEDI®

GEDI is the "Graco Extranet Distributor Information" area on our web site where distributors have access to up-to-the-minute pricing, product order and shipping status and order entry. Information is accessed by an account number and a confidential password.

To Find Your Nearest Authorized Graco Lubrication Equipment Distributor

Call: **1-800-533-9655** *(toll free North America)*

Fax: **1-800-533-9656**

Literature Index | Service Manuals | Literature

Table of Contents

Graco Pumps-at-a-Glance	6
Mobile Equipment Kits – Yellow Iron Selector Tool	7
Electric Pumps	
G-Mini®	8-9
G1™	10-12
G3™	13-17
G-Series Pump Accessories	18-20
Modu-Flo®	21
Lube Master®	22-25
Miniature Meter-Flo®	26-27
Meter-Flo®	28
Injecto-Flo® EO-1 and EO-3	29
Injecto-Flo® II	30-31
Thrif-T-Luber®	32
Maxi-Flo™	33
Pneumatic Pumps	
LubePro™	34-35
Modu-Flo®	36-37
E-Series™	38-39
MSA-10™ and MSA-100™	40
Injecto-Flo® AO-1	41
LubriSystem®	42
Manual Pumps	
Manual Grease Gun	43
PH Pump™	44
LubriSystem®	45
Thrif-T-Luber®	46
Mechanical Pumps	
Lube Master® Ratchet Drive	47
MLS Series™	48
Hydraulic Pumps	
Modu-Flo®	49
Single Line Resistive Metering Devices	
Thrif-T-Luber®	50
Single Line Parallel Metering Devices	
Piston Distributors	51-53
LubriSystem® Injectors	54-55
GL-32™ and GL-43™ Injectors	56
GL-33™ and GL-42™ Injectors	57-58
GL-1™ Injectors	60-62
GL-11™ Injectors	63
Series Progressive Metering Devices	
Compact Series Progressive (CSP) Valves	64-65
Trabon® MD Mono Block Divider Valve	66
Trabon® MJ Divider Valve	67
Trabon® MSP Divider Valve	68-72
Trabon® MSP Stainless Steel Divider Valve	73-74
Manzel® MHH Divider Valve	75-76
Trabon® MX Divider Valve	77-78
Trabon® MXP Divider Valve	79-80
Trabon® MGO Divider Valve	81-82
Air Oil	
A/O Series™ Valves	83
High Speed Spindl-Gard® Systems	84-85

Table of Contents

General Accessories

Trabon® Spra-Control™ Valve	86
Zone Valves	87
Reset Indicators	88
Automatic Relief Indicators	89
Rupture Indicators	90
Rupture to Atmosphere Indicators	91
Magnetic Visual Indicators	92
Proximity Switches	93
Proximity Switch Cables	94
Pressure Switches	95
Broken Line Indicators	96
Filters and Brushes	97-98
Pressure Gauges and Check Valves	99
Installation Accessories – Hose, Tubing, Fittings, and Mounting Hardware	100-102
Fittings	103

Controllers

Graco Controllers-at-a-Glance	104
GLC™ 2200 Controller	105
GLC™ 4400 Controller	106
GLC™ X Controller and Auto Lube™ App	107-108
Solid State Timer	109

On-Road Mobile Lubrication

Electric Grease Jockey® Pump	110-113
Electric Grease Jockey® Manifolds	114
Electric Grease Jockey® Accessories	115-117
Pneumatic Grease Jockey®	118-120
Universal Trailer Lubrication Kits	121
EZ Greaser® for Trucks and Trailers	122

Off-Road Mobile Lubrication

Dyna-Star® 10:1 Hydraulically Powered Pumps	123-124
Dyna-Star® 5:1 and Fireball 300 50:1	124
Dyna-Star® Air Powered 200:1 and 120:1	125-126

Lubrication Systems

Dyna-Star® HP and HF 24 VDC	127-129
Compact Dyna-Star® Pumps	130
Compact Dyna-Star® Pumps, GLC™ X Controller and Auto Lube™ App	131

Compressor Lubrication

Manzel® MBL Box Lubricator	132-135
Manzel® MBL Box Lubricator Accessories	136
Manzel® MB Specialty Box Lubricators	137
Manzel® GBL 7500	138
Model HP-15 High Pressure	139
Model HP-50 High Pressure Lubricators	140
Manzel® MVB Pumps	141-142

Compressor Lubrication Accessories

Manzel® Lube-Line Alert	143
Pneumatic/Electric Lube Sentry Valve	144
Balancing Valve	145

Index	146-156
-----------------	---------

Graco Pumps-at-a-Glance

Selecting the Right Pump is Easy!

Choose your pump based on the system metering device, power source and fluid type.



= Series Progressive



= Single Line Parallel



= Single Line Resistive

Graco Pump	Metering Device			Power Source						Fluid Type
	SP	SLP	SLR	AC	DC	Pneumatic	Hydraulic	Manual	Mechanical	
Dyna-Star®	•	•		•	•		•			Grease
E-Series™	•					•				Oil or grease
G-Mini®	•				•					Grease
G1™	•			•	•					Oil or grease
G3™	•	•		•	•					Oil or grease
Injecto-Flo®	•	•		•		•				Oil
Injecto-Flo® II		•		•						Oil or fluid grease
Lube Master®	•			•	•				•	Oil or grease
LubePro™	•	•				•				Oil or grease
LubriSystem®		•				•		•		Oil or grease
Manual Grease Gun	•	•	•					•		Oil or grease
Maxi-Flo®	•		•	•						Oil
Meter-Flo®	•			•						Oil
Miniature Meter-Flo®	•		•	•						Oil
Modu-Flo®	•			•	•	•	•			Oil or grease
MSA™	•					•				Oil or grease
PH Pump	•							•		Oil or grease
Thrif-T Luber®			•	•				•		Oil


Mobile Equipment Kits

Yellow Iron Selector Tool



Graco mobile equipment kits provide the latest technology from Graco, including the G-Series pumps, solid-state proximity switches, CSP divider valves, and hoses and fittings. Each kit will include all of the components necessary for model-specific customizations.

In order to eliminate system design and streamline the sales process, we have created a quick-to-spec, quick-to-quote and quick-to-sell solution. Scan the QR code below or visit www.graco.com/offroadselector to find an automatic lubrication kit for your piece of heavy equipment.



THIS SELECTOR IDENTIFIES KITS AND THE INSTALLATION MANUAL.

EQUIPMENT MANUFACTURER Manufacturer Not Listed?

Please Select One

EQUIPMENT TYPE

Please Select One

MODEL NUMBER ⓘ

Please Select One

SYSTEM MONITORING ⓘ

Please Select One

PUMP RESERVOIR SIZE ⓘ

Please Select One

PUMP CONTROL TYPE

Please Select One

Electric Pumps

G-Mini® Compact Pumps

Small size. Big value. Huge impact.

Make the most of your space, budget and machines. The new full-featured G-Mini offers reliable lubrication in a small footprint to fit more types of machines. Use it to simplify everyday maintenance, extend life cycles and optimize uptime. It's rugged and tough, perfect for handling the 24/7 rigors of any job, big or small. Best of all, it comes with a modest price tag – boosting your productivity and profitability.



Follower Plate and Stir Paddle

This unique combination combats oil separation while ensuring the pump element “loading chamber” is always full.

Multiple Reservoir Options

Comes in both 0.5 liter and 1 liter sizes.

Patent-Pending Heater Option

Built-in heater option automatically turns on at 23°F (-5°C), allowing NLGI #2 grease to pump down to -40°F (-40°C).

Up to Two Pump Elements

0.18 in³/min (3 cm³/min)
4,100 psi (280 bar)

M12 Input

M12 cycle or proximity switch input standard on all pumps with a controller.

Optional Controller

No Controller: Pair with either an external controller or a PLC.

Controller: Easy-to-program controller can be utilized for both time-based and cycle-based systems and provides low-level alert and alarm.

Power and Low Level Options

CPC or DIN-style connectors make for easy, no hassle installations.

Rugged Construction

Designed to withstand the harshest of environments; IP69K rated.

Typical Applications

- Wind energy
- Industrial
- Off-road mobile equipment
- On-road mobile equipment

Technical Specifications

Power source.....	12 VDC or 24 VDC
Fluids handled	Grease NLGI 000 to #2
System.....	Pump to point or series progressive
Operating temperature	-40°F to 158°F (-40°C to 70°C)
Reservoir size	0.5 L / 1 L
Control option	No control, controller (time or cycle)
Pump elements.....	Up to 2
Output pressure.....	4,100 psi (280 bar)
Pump output.....	0.18 in ³ /min (3 cm ³ /min)
Pump outlet.....	1/4-18 NPSF, mates with 1/4-18 NPT male fittings
Protection grade	IP69K
Instruction manual	3A6714

Electric Pumps

G-Mini® Compact Pumps

Ordering Information

G-Mini Pumps						
G-Mini pumps do not come with power cables. See Accessories below for power cable options.						
Controller Option	Voltage	Reservoir Size	Heater	Part Number		Part Description
				Power Input		
				CPC	DIN	
No Controller	12V	0.5L	No	25R809	25R829	0.5 Liter, 12 Volt G-Mini Pump
		1L	No	25R802	25R822	1 Liter, 12 Volt G-Mini Pump
	24V	0.5L	No	25R807	25R827	0.5 Liter, 24 Volt G-Mini Pump
		1L	No	25R800	25R820	1 Liter, 24 Volt G-Mini Pump
Controller	12V	0.5L	No	25R810	25R830	0.5 Liter, 12 Volt G-Mini Pump with Controller
			Yes	25R803	25R823	1 Liter, 12 Volt G-Mini Pump with Controller
		1L	No	25R806	25R826	1 Liter, 12 Volt G-Mini Pump with Controller and Heater
	24V	0.5L	No	25R808	25R828	0.5 Liter, 24 Volt G-Mini Pump with Controller
			Yes	25R801	25R821	1 Liter, 24 Volt G-Mini Pump with Controller
		1L	No	25R804	25R824	1 Liter, 24 Volt G-Mini Pump with Controller and Heater



25R802



25R803



26C825



26C826

Accessories	
Part Number	Description
127783*	3-Wire CPC Power Cable
127780*	5-Wire CPC Power Cable
16U790*	DIN Connector Power or Low Level Cable
25C981	12V Manual Run Button (5-Wire CPC power cable required)
25C982	24V Manual Run Button (5-Wire CPC power cable required)
26C825	Direct Mount CSP Bracket
26C826	Universal Mounting Bracket (allows for drop-in replacement of competition)
17L879	Graco CSP Solid State Proximity Switch (DC PNP)
17R703	1 ft Proximity Switch Cable, M12 female straight to M12 male straight
124333	16.5 ft Proximity Switch Cable, M12 female straight to M12 male straight
26A910	4,000 PSI Pressure Relief Kit (1/4 NPT to 1/8 NPT reducer bushing, 1/8 NPT Tee-fitting, 4,000 PSI Pressure Relief Valve)
25N827	Pump Element Kit (add a second pump element or replace existing)
24M644	High Capacity Fill Stud with Dust Cover
121474	Mating Coupler for 24M644 Fill Stud
247886	Manual Fill Pump – fits 5 gallon or 35 lb pail, includes 121474 (requires 24M644)

*G-Mini pumps do not come with power cables. A power cable is required for installation.

See the G-Series Pump Accessories section (pages 18-20) for additional G-Mini accessories.

Electric Pumps

G1™ Pumps

Simple Solution. Sophisticated Results.

Choose the user-friendly Graco G1 Pump where you need a reliable, simple alternative to manual lubrication. Work smarter and get better productivity from your equipment and maintenance staff with G1 Series lubrication pumps.

Features and Benefits

- Choice of 2, 4, or 8 liter reservoirs for oil or grease. Size to match your system needs.
- Connect to DC (12 or 24v) and AC (90-240v) power sources with CPC or DIN-style connectors for easy, no hassle installations
- Available with stirring paddle and wiper arm to keep material from separating. Optional follower plate ensures grease stays level for extreme angle installations.
- G1 comes with one pump element installed that reliably delivers lubricant when you need it
- G1 Standard™ has no internal controller for a low cost solution. G1 Plus™ has built-in on/off timer with optional low level feature that shuts down the pump when empty. Manual run initiates lube cycles on-demand with the option for remote control.

Typical Applications

- On-Road Lubrication
- Off-Road Lubrication
- Series Progressive Lubrication

Lubrication Used

- Oil
- NLGI #000 to NLGI #2

Technical Specifications

Max Pressure	5,100 psi (352 bar)
Power	12 VDC, 24 VDC, 90-240 VAC
Operating Temperature	-40°F to 158°F (-40°C to 70°C)
Reservoir Size2, 4 or 8 liter
Maximum Run Time	30 minutes
Control Options	Standard or Plus
Output per Element /Min	0.25 in ³ (4 cm ³) / min
IP Rating	IP69K
Instruction Manual	332316



G1 Standard



G1 Plus

Electric Pumps

G1™ Pumps and Accessories



G1 Standard

Comes standard with no controller for use with separate or existing machine control for a low cost solution. Capable of sending a low level signal to your external controller or PLC with the low level option.

	Voltage	Reservoir Size			Wiper Arm	Follower Plate	External Low Level	Power Connection	
		2 liter	4 liter	8 liter					
Application	Grease	12 VDC	94G006	94G007	94G008	•		CPC	
			94G009	94G010	94G011	•		•	CPC
			94G079	–	–		•	•	CPC
		24 VDC	94G018	94G019	94G020	•			CPC
			94G021	94G022	94G023	•		•	CPC
			94G036	94G037	94G038	•			DIN
	90-240 VAC	94G039	94G040	94G041	•		•	DIN	
		94G063	94G064	94G065	•			DIN	
		94G066	94G067	94G068	•		•	DIN	
	Oil	24 VDC	94G069	94G070	94G071		•	•	DIN
			94G042	94G043	94G044				DIN
		90-240 VAC	94G045	94G046	94G047			•	DIN
94G072			94G073	94G074				DIN	
94G075			94G076	94G077			•	DIN	

G1 Standard Power Cables (sold separately)

Part Number	Description	Length
127783	3 wire with CPC connector	15 ft (4.6 m)
16U790	DIN connector	15 ft (4.6 m)

Electric Pumps

G1™ Pumps and Accessories



G1 Plus

Built-in controller with selectable pump on/pump off timer comes with local manual run and password protection. Optional low level sensing and shut-down available, as well as remote manual run when adding the 5 wire CPC cable and remote push button accessories.

	Voltage	Reservoir Size			Wiper Arm	Follower Plate	Remote Manual Run/Monitor Light*	Low Level	Power Connection	
		2 liter	4 liter	8 liter						
Application	Grease	12 VDC	94G000	94G001	94G002	•			5 Wire CPC	
			94G003	94G004	94G005	•		•	•	5 Wire CPC
		24 VDC	94G012	94G013	94G014	•				5 Wire CPC
			94G015	94G016	94G017	•		•	•	5 Wire CPC
			94G024	94G025	94G026	•				DIN
			94G027	94G028	94G029	•			•	DIN
	90-240 VAC	94G048	94G049	94G050	•				DIN	
		94G051	94G052	94G053	•			•	DIN	
		94G054	94G055	94G056		•		•	DIN	
	Oil	24 VDC	94G030	94G031	94G032					DIN
			94G033	94G034	94G035				•	DIN
		90-240 VAC	94G057	94G058	94G059					DIN
			94G060	94G061	94G062				•	DIN

*Remote Manual Run and External Low Level indication require a 5 wire cable with CPC connector and a Remote Manual Run/Monitoring Light Device to provide external low level indication. Choose part number 571030 for 12 VDC pumps or 571031 for 24 VDC pumps.

G1 Plus Power Cables (sold separately)

Part Number	Description	Length
127783	3 wire with CPC connector	15 ft (4.6 m)
127780	5 wire with CPC connector	15 ft (4.6 m)
127781	5 wire with CPC connector	20 ft (6.1 m)
127782	5 wire with CPC connector	30 ft (9.1 m)
16U790	DIN connector	15 ft (4.6 m)

Electric Pumps

G3™ Pumps

Versatile Design Helps Solve Today's Lubrication Challenges

Temperature changes, changing grease types and challenging installation requirements are no problem for the G3 electric lubrication pump. With its flexible design, including adjustable pump elements and an ability to work with both injector-based and series progressive systems, G3 is a rugged, cost-effective pump designed to serve multiple markets and applications. The pump features three control choices, which means added flexibility for easy lube system set-up, operation and troubleshooting. The pump extends machinery life, reduces operating costs and increases productivity for usage in a wide variety of markets, including in-plant manufacturing, mobile and wind turbines.

Features and Benefits

- Advanced flow dynamics – helps to prevent grease separation
- Load minimizing drive – for longer life
- Adjustable stroke pump – ensures a custom fit
- Five reservoir sizes to select from – provides a custom fit
- The most advanced user controls in its class – allows you to customize for your unique needs

Typical Applications

- On-Road
- Off-Road
- In-Plant Machine and Conveyor Lubrication
- Wind Energy

Lubrication Used

- Oil
- NLGI #000 to NLGI #2

Technical Specifications

Max Pressure 5,100 psi (352 bar)
Power 12 VDC, 24 VDC, 90-240 VAC
Operating Temperature -40°F to 158°F (-40°C to 70°C)
Reservoir Size 2, 4, 8, 12 or 16 liter
Maximum Run Time 30 minutes
Control Options Standard, Pro or Max
Output per Element /Min 0.12 in ³ , 0.18 in ³ , 0.25 in ³ (2 cm ³ , 3 cm ³ , 4 cm ³)
Certifications/Ratings CE, ETL*, IP69K
*Conforms to UL 73, certified to CSA 22.2 No 68-09	
Instruction Manual Standard - 332291 / Pro - 332298 / SP - 3A4676 / Max - 332305

G3 with Data Management System (DMS)

- Simple data transfer to your PC via USB flash drive for further analysis using Excel® or Notepad®
- Provides performance history for lube system events, such as cycle detection, error logs and allows a quick check of lubrication performance to meet your system requirements
- Preferred lube cycle program can be stored and transferred to other G3 pumps in your fleet for quick and accurate repeatability
- Provides you the comfort and security in knowing your pump is being properly maintained and your lube system is protecting your valuable asset



Standard Model



Pro Model



Max Model



Electric Pumps

G3™ Pumps



G3 Standard

Comes standard with no controller for use with separate or existing machine control for a low cost solution. Some models capable of sending a low level signal to your external controller or PLC.

Application	Voltage	Reservoir Size					Wiper Arm	Follower Plate	External Low Level	Auto-Fill Shutoff	Power Connection
		2 liter	4 liter	8 liter	12 liter	16 liter					
Grease	12 VDC	96G000	96G038	96G039	–	–	•				CPC
		96G003	96G044	96G045	–	–	•		•		CPC
	24 VDC	96G001	96G040	96G041	96G171	96G172	•				CPC
		96G005	96G048	96G049	96G199	96G220	•		•		CPC
		96G239	96G238	96G198	–	–	•		• CPC		5 Wire CPC
		96G006	96G053	96G192	–	–		•	•		CPC
		96G182	96G184	96G189	96G240	96G241	•		• DIN		DIN
		96G243	96G204	96G205	–	–		•	• DIN		DIN
	90-240 VAC	96G002	96G042	96G043	–	–	•				DIN
		96G007	96G055	96G056	96G057	96G058	•		•		DIN
		–	–	–	–	96G237	•		•	•	DIN
		96G008	96G062	–	–	–		•	•		DIN
		–	96G202	–	–	–	•		• DIN		DIN
	Oil	24 VDC	96G050	96G051	96G052	–	96G258			•	
90-240 VAC		96G059	96G060	96G061	–	–			•		DIN



G3 Pro

Built-in controller with selectable pump on/pump off timer comes with local manual run and password protection with pre-lube function to initiate lube cycle on start-up. Optional low level sensing, warning and shut-down alarm available as well as remote manual run.

Application	Voltage	Reservoir Size					M12 Connection for Remote*	Wiper Arm	Follower Plate	Low Level	Power Connection
		2 liter	4 liter	8 liter	12 liter	16 liter					
Grease	12 VDC	96G027	96G135	96G136	–	–		•			CPC
		96G033	96G147	96G148	–	–		•		•	5 Wire CPC**
	24 VDC	96G028	96G137	96G138	–	–		•			CPC
		96G011	96G068	96G069	96G247	–	•	•		•	CPC
		96G012	96G073	–	–	–	•		•	•	CPC
		96G034	96G149	96G150	96G163	96G167		•		•	5 Wire CPC**
		–	96G196	–	–	–		•			DIN
		–	–	96G194	–	–			•	•	5 Wire CPC**
	90-240 VAC	96G029	96G139	96G140	–	–		•			DIN
		96G013	96G075	96G076	96G077	96G078		•		•	DIN
96G014		96G082	–	–	–			•	•	DIN	
Oil	24 VDC	96G070	96G071	96G072	–	–	•			•	CPC
	90-240 VAC	96G079	96G080	96G081	–	–				•	DIN

*G3 Pro pumps with the M12 connection for Remote Manual Run/Monitoring Light use the kit with the connecting cable to provide external low level indication. Choose part number 571032 for 12 VDC pumps or 571033 for 24 VDC and AC pumps.

**G3 Pro pumps with the 5 Wire CPC power connection are compatible with a Remote Manual Run/Monitoring Light Device to provide external low level indication. Choose part number 571030 for 12 VDC pumps or 571031 for 24 VDC pumps.

Electric Pumps

G3™ Pumps



G3 SP (Series Progressive)

The G3 SP (Series Progressive) combines the robust, proven design of our G-Series pumps with simple programming and valuable system feedback. The only programming requirements are number of cycles and off time between lube events.

Application	Voltage	Reservoir Size				Wiper Arm	Low Level	Power Connection
		2 liter	4 liter	8 liter	12 liter			
Grease	12 VDC	96G221	96G222	–	–	•	•	5 Wire CPC†
	24 VDC	96G223	96G224	96G225	96G226	•	•	5 Wire CPC†
	90-240 VAC	96G227	96G228	–	–	•		DIN

Note: G3 SP pumps for use in series progressive systems only and require proximity switch with M12 connection.



G3 Max

Built-in controller with selectable pump on/pump off timer has low level warning and shut-down alarm or set up faults to an external alarm. Comes with manual run and password protection with pre-lube function to initiate lube cycle on start-up. Mix and match up to three cycle and pressure switches for custom installations and feedback. Machine count input is ideally suited for inconsistently used equipment. Optional Data Management System™ (DMS) uses a common USB port to quickly configure, store and transfer error log history to Excel® or Notepad® for longer equipment life and performance.

Application	Voltage	Reservoir Size					Number of Cycle/Pressure Input	Machine Count	Vent Valve Output*	DIN Alarm Output**	M12 Connection for Remote***	Wiper Arm	Follower Plate	Low Level	Power Connection	
		2 liter	4 liter	8 liter	12 liter	16 liter										
Grease	12 VDC	96G030	96G141	96G142	–	–	1					•		•	CPC	
		96G021	96G096	96G097	–	–	1-3	•	•	•	•	•		•	DIN	
		96G035	96G151	96G152	–	–	1		•				•		5 Wire CPC†	
		–	96G159	–	–	–	1	•					•		5 Wire CPC†	
	24 VDC	96G031	96G143	96G144	–	–	1						•		•	CPC
		96G017	96G088	96G089	–	–	1		•		•		•		•	CPC
		96G018	96G090	–	–	–	1		•		•			•	•	CPC
		96G036	96G155	96G156	96G164	96G168	1		•				•			5 Wire CPC†
		96G023	96G103	96G104	96G105	96G106	1-3	•	•	•	•	•	•		•	DIN
		96G024	96G113	–	–	–	1-3	•	•	•	•			•	•	DIN
		96G178	–	–	–	–	1			•			•		•	DIN
		–	96G160	96G177	–	–	1	•					•			5 Wire CPC†
	90-240 VAC	96G032	96G145	96G146	–	–	1						•		•	DIN
		96G019	96G092	96G093	–	96G166	1		•				•		•	DIN
		96G020	96G094	–	–	–	1		•					•	•	DIN
		96G025	96G118	96G119	96G120	96G121	1-3	•	•	•	•	•	•		•	DIN
		96G026	96G128	96G197	–	–	1-3	•	•	•	•			•	•	DIN
		96G037	96G183	–	–	–	1			•			•		•	DIN
	Oil	24 VDC	96G107	96G108	96G109	–	–	1-3	•	•	•	•			•	DIN
		90-240 VAC	96G122	96G123	96G124	–	–	1-3	•	•	•	•			•	DIN

*If not connected, use part number 16T854 to cover the Vent Valve Output and maintain IP69K rating.

**The DIN Alarm Output is a dry contact relay which opens or closes when a fault is detected. This relay acts as a switch but supplies no power. It requires external power to energize the circuit when closed. If not connected, use part number 24P731 to cover the DIN connector and maintain IP69K rating.

***G3 Max pumps with the M12 connection for Remote Manual Run/Monitoring Light use the kit with the connecting cable to provide external fault indication. Choose part number 571032 for 12 VDC pumps or 571033 for 24 VDC and AC pumps.

†G3 Max and SP pumps with the 5 Wire CPC power connection are compatible with a Remote Manual Run/Monitoring Light Device to provide external fault indication. Choose part number 571030 for 12 VDC pumps or 571031 for 24 VDC pumps.

Electric Pumps

G3™ Pumps

G3 Max with Data Management System

Application	Voltage	Reservoir Size					Number of Cycle/ Pressure Input	Machine Count	Vent Valve Output*	DIN Alarm Output**	M12 Connection for Remote***	Wiper Arm	Follower Plate	Low Level	Power Connection
		2 liter	4 liter	8 liter	12 liter	16 liter									
Grease	12 VDC	-	96G161	-	-	-	1	•				•		5 Wire CPC†	
		-	96G153	96G154	-	-	1		•			•		5 Wire CPC†	
		96G098	96G099	96G100	-	96G252	1-2	•	•	•	•	•		DIN	
	24 VDC	96G110	96G111	96G112	-	-	1-2	•	•	•	•	•		DIN	
		96G115	96G116	-	-	-	1-2	•	•	•	•		•	DIN	
		-	96G162	-	-	96G185	1	•				•		5 Wire CPC†	
	90-240 VAC	-	96G157	96G158	96G165	96G169	1		•			•		5 Wire CPC†	
		96G125	96G126	96G127	-	96G235	1-2	•	•	•	•	•		DIN	
		96G132	96G133	-	-	-	1-2	•	•	•	•		•	DIN	
		12 VDC	-	-	96G186	-	-	1	•				•		5 Wire CPC†
Oil	24 VDC	-	96G188	96G195	-	-	1	•				•		5 Wire CPC†	
		96G190	-	-	-	-	1-2	•	•	•	•	•		DIN	
	90-240 VAC	96G174	96G175	96G176	-	96G201	1-2	•	•	•	•	•		DIN	

*If not connected, use part number 16T854 to cover the Vent Valve Output and maintain IP69K rating.

**The DIN Alarm Output is a dry contact relay which opens or closes when a fault is detected. This relay acts as a switch but supplies no power. It requires external power to energize the circuit when closed. If not connected, use part number 24P731 to cover the DIN connector and maintain IP69K rating.

***G3 Max pumps with the M12 connection for Remote Manual Run/Monitoring Light use the kit with the connecting cable to provide external fault indication. Choose part number 571032 for 12 VDC pumps or 571033 for 24 VDC and AC pumps.

†G3 Max pumps with the 5 Wire CPC power connection are compatible with a Remote Manual Run/Monitoring Light Device to provide external fault indication. Choose part number 571030 for 12 VDC pumps or 571031 for 24 VDC pumps.

Electric Pumps

G3™ Pumps



G3 Pumps with Auto-Fill Shutoff

Versatile line of G3 Pumps (Standard, Pro, and Max) offered with a factory installed Auto-Fill Shutoff (AFSO). The AFSO feature automatically shuts off lubricant flow from a fill pump to the G3 reservoir once the G3 reservoir is full. The G3 AFSO is based on the same design concept as the Auto-Fill Shutoff offered in conjunction with the robust Electric Dyna-Star product line. Eliminate the need to climb up on equipment to refill an empty reservoir by adding Remote Fill Manifold 77X542 to your system at ground level.

Features and Benefits

- Eliminates Over- or Under-Filling
 - Completely fill the reservoir every time while avoiding costly spills
 - Does not require power to operate
 - Complies with stringent mining regulations where a system must be powered down during fluid refilling
 - Compatible with fast-fill-equipped lubrication trucks
 - Reservoir Full Visual Indication
 - Valve Plate activates a poppet valve, which cuts off grease flow into the reservoir
- Reservoir Full Visual Indication
 - Valve Plate activates a poppet valve, which cuts off grease flow into the reservoir
 - Poppet indicator can incorporate a signal switch for ground level monitoring

	Voltage	G3 Model	Reservoir Size		Number of Cycle/ Pressure Input	Vent Valve Output*	Wiper Arm	Low Level	Power Connection
			4 liter	8 liter					
Application Grease	24 VDC	Standard	96G210	96G213			•	• DIN	DIN
			–	96G217			•	•	5 Wire CPC**
		Pro	96G211	96G214			•	•	5 Wire CPC†
	Max	96G212	96G215	1	•	•	•	5 Wire CPC†	
	90-240 VAC	Standard	–	96G207			•	•	DIN
		Pro	–	96G208			•	•	DIN
Max		–	96G209	1	•	•	•	DIN	

*If not connected, use part number 16T854 to cover the Vent Valve Output and maintain IP69K rating.

**Low level in CPC.

†G3 Pro and Max pumps with the 5 Wire CPC power connection are compatible with a Remote Manual Run/Monitoring Light Device to provide external fault indication. Choose part number 571030 for 12 VDC pumps or 571031 for 24 VDC pumps.

G3 Auto-Fill Shutoff Field Conversion Kits

571286	G3 AFSO 4L Field Conversion Kit
571287	G3 AFSO 8L Field Conversion Kit
571288	G3 AFSO 12L Field Conversion Kit
571289	G3 AFSO 16L Field Conversion Kit



571287

Electric Pumps

G-Series Pump Packages and Accessories

Ordering Information

G3 Injector Pump Pre-assembled Modules	8 Liter	16 Liter
G3 Injector Pump Pre-assembled Module: 24V, Max, 5 Pin CPC (Alarm, Manual Run, Low Level in the CPC), 2 Pump Elements, Union Kit, Vent Valve, Pressure Switch, Pressure Gage.	17J999	17N926

G3 and G1 Accessories	
571041	G1/G3 Pump element – same adjustability as the pump included with G3 pumps.
24V837	Food and Beverage Upgrade Kit – contains pump element, stainless zerk fitting, and stainless reservoir plugs.



G3 Pump Output Union Kits – pump element(s) sold separately.		
Three (3) Pumps	Two (2) Pumps – Left and Right	Description
571026	571063	For systems without a direct-mount vent valve installed on the first pump outlet.
24P295	24P296	For systems with a direct-mount vent valve installed on the first pump outlet.

Each G3 includes one pump element when it ships. Add one or two more (p/n 571041) and the appropriate union kit if needed for your application.

Relief valve options for G-series pumps		
Outlet Thread		Description
NPT	BSPB	
571028*	571071	Adjustable return-to-reservoir pressure relief kit – 500 to 3,500 psi (35 to 241 bar).
556420	n/a	Male run tee – 1/4 NPT, use with 571028 kit to increase pressure limit to 5,000 psi.
26C030	26C176	Pressure relief to atmosphere kit – 5,000 psi (345 bar).
26A910*	n/a	Pressure relief to atmosphere kit – 4,000 psi (276 bar).
115122*	n/a	Pressure relief to atmosphere valve – 1/8 in NPT male, 4,000 psi (276 bar).
571058*	571070	Pressure relief-to-atmosphere kit – requires one of the following six pressure relief valves:
	563156*	Pressure relief valve – 750 psi (52 bar)
	563157*	Pressure relief valve – 1,000 psi (69 bar)
	563158*	Pressure relief valve – 1,500 psi (103 bar)
	563159*	Pressure relief valve – 2,000 psi (138 bar)
	563160*	Pressure relief valve – 2,500 psi (172 bar)
	563161*	Pressure relief valve – 3,000 psi (207 bar)



571028

*Acceptable for use with G-Mini pumps.

G1/G3 Remote Manual Run/Monitoring Lights		
12 VDC	24 VDC*	M12 Cable included?
571030	571031	No. Use with CPC-5 power cables.
571032	571033	Yes. 16.5 ft (5 m). Use with pumps that have M12 input for manual run.

*24 VDC is also used with AC powered G-Series pumps.

G1/G3 Mounting Bracket Options	
125910	G3 pump mounting L-bracket
571159	G3 reservoir support bracket for mobile installations – secures 12 and 16 liter reservoirs.
132187	G-Series isolation kit (vibration damper)



571255

G1/G3 Protective Front Cover Kits	
571036	Black
571255	Clear
24Z962	Clear with cutouts for Reset and Manual Run buttons



571033

Grease Pressure Gauges – stainless steel case, liquid filled (glycerine), 0-5,000 PSI (0-350 bar).			
Part Number	Thread	Mount	Suggested Use
126005	1/4 NPT brass	Back	Vent valve gauge port
102814	1/4 NPT brass	Bottom	Tee into pump outlet with p/n 556420

Electric Pumps

G-Series Pump Packages and Accessories

G1/G3 Reservoir Filling Accessories

24M644*	High capacity fill coupler with quick disconnect and dust cover
121474*	Female coupler – mates to 24M644 fill stud and 77X542 remote fill manifold.
247886*	Manual pump – fits 5 gallon or 35 pound pail. Includes 121474 coupler.
571162	Manual hand pump – use with grease cartridges. Installs into alternate pump element port. (G3 only. Not recommended for pumps with follower plates or three-pump union kits.)
571167	Manual hand pump adaptor – for use with 571162 fill pump to protect threads in pump base.
571064*	Cold temperature fill relief kit – prevents over-pressurizing when filling in cold temperatures.
77X542	Remote-fill port manifold with vent – for use with reservoirs that have AFSO.
26C029	G1/G3 oil reservoir fill cap lanyard

*Acceptable for use with G-Mini pumps.

Refill Pump Kits – each kit includes 121474 coupler.

247886	Manual hand pump for 35 lb pail
26A319	Fireball 225 120 lb keg. Includes cart for keg.
26A320	Fireball 225 400 lb barrel. Includes cart for barrel.

Solar Power Accessories – for use with 12 VDC pumps.

26C432	Solar battery box with terminal strip
26C433	Solar Panel Kit. Includes battery box with terminal strip (26C432), solar panel and mounting hardware.
B32073	Solar panel base anchor kit
B32790	Solar panel stand kit – 3 ft (0.9 m) for 50-180W panels
B32793	Solar panel stand kit – 6 ft (1.8 m) for 50-180W panels
B32739	Solar panel A-frame stand kit

G3 Pump Enclosure Kits

Ideal for fracturing equipment lubrication, these kits contain a G3 pump, valve assemblies, durable enclosure and mounting assemblies.

132090	Triplex, 12V, G3 Pro
132091	Triplex, 24V, G3 Pro
132154	Triplex, 24V, G3 Standard
132092	Quintuplex, 12V, G3 Pro
132093	Quintuplex, 24V, G3 Pro
132155	Quintuplex, 24V, G3 Standard
132089	Standalone enclosure with G3/MSP mounting panel
132188	G3/MSP mounting panel
132163	Isolator kit



121474



571162



77X542



132155

G3 Input Sensors Ordering Information

Machine Count Sensors

17J939	G3 machine count inductive sensor – 12-24 VDC. NPN normally open, M12 male, 5mm sensing distance.
557781	"Microswitch" dry contact limit switch – AC/DC. Can be wired N.O. or N.C. Use with cable 124300 and cord grip 260067.

Pressure Switches – use to read pressure in an injector-based system. After injectors dispense, controller or G3 Max will trigger pump shut down and vent.

Part Number	Voltage and Switch Type	Pressure Setting Range	Porting	Electrical Connector	Notes
24N181	AC/DC, Dry Contact	580 to 5,800 psi (40 to 400 bar)	1/4 NPT female	DIN connector (included)	Designed specifically for grease. Includes DIN connector – just add 124300 to connect to G3 Max.
24K414	10-32 VDC, PNP	set: 290 to 5,800 PSI (20 to 400 bar) reset: 175 to 5,685 PSI (12 to 392 bar)	1/4 NPT male	M12 male	Dual pressure setting adjustments. M12 connection makes it easy to wire to a G3 Max.

For more pressure switch options and more details, see page 95.

Solid State Proximity Switches – use with Series Progressive Divider Valves to count cycles.

Part Number	Voltage and Switch Type	Divider Valve	Thread	Electrical Connector
17L983	10-36 VDC, PNP	MSP and MHH	7/16-20	M12 male
17L879	10-36 VDC, PNP	CSP	M11	M12 male



17L983

Electric Pumps

G-Series Pump Packages and Accessories

Cables for Solid State Proximity Switches – use with a G3 Max or G3 SP when connecting directly to the pump, when LED cycle indication is required.

Part Number	Prox switch connection	2nd connection	Length	Notes
25M602	M12 female, straight	Flying leads	16.5 ft (5 m)	PNP switch with NPN LED - requires 124594
25M603	M12 female, straight	M12 male, straight	16.5 ft (5 m)	PNP switch with NPN LED

For more proximity switch and cable options, and more details, see Proximity Switches section on pages 93-94.

Other wiring accessories for G-series pumps – use with a G3 Max, G3 SP or G-Mini when connecting directly to the pump, when LED cycle indication is not required.

Part Number	1st connection	2nd connection	Length	Notes
126331	M12 female, straight	Flying leads	16.5 ft (5 m)	Requires 124594 when used with G3 Max/SP or G-Mini
124300	M12 male, straight	Flying leads	16.5 ft (5 m)	Accessory cable – add 124301 when connecting to an M12 sensor.
124333	M12 female, straight	M12 male, straight	16.5 ft (5 m)	Accessory cable
124301	M12 female, straight	n/a	n/a	Connector for 6-8 mm cable
124594	M12 male, straight	n/a	n/a	Connector for 6-8 mm cable
124595	M12 male, straight	n/a	n/a	Connector for 8-11 mm cable
124640	DIN female	Flying leads	6.6 ft (2 m)	Output cable for DIN alarm relay (G3 Max)
127123	DIN female	n/a	n/a	Field wireable DIN connector
24P731	DIN power/alarm cover	n/a	n/a	With gasket and screw, IP69K rated
16T854	Vent valve output cover	n/a	n/a	With o-ring, IP69K rated – use with G3 Max pumps that have the VV connector but no VV cable installed

Vent Valve Ordering Information

Direct-Mount Vent Valves for G3 Pumps

G3 pump vent valve kits include adjustable pressure relief, 500-3,500 psi (35-241 bar), and mount directly to a G3 pump.

Normally Closed Vent Valves for use with G3 Max pumps

Voltage	NPT version	BSPP version	Power cable
12 VDC	571169	571171	Included
24 VDC	571170	571172	Included
AC pumps	571170	571172	Included

G3 Max AC pumps are 24 VDC internally, so they use 24 VDC accessories, including the vent valve and pressure sensors.

Normally Open Vent Valves for use with G3 Standard pumps

Voltage	NPT version	BSPP version	Power cable
12 VDC	24M478	24M481	24N402
24 VDC	24M479	24M482	24N402
115 VAC	24M480	24M483	16U790*
230 VAC	24N182	24M484	16U790*

*24N351 is alternative patch cable which connects directly to DIN power connection.

Accessories for G3 Standard Systems

24N402	Vent valve power cable – normally open, 12 or 24 VDC valve, Deutsch connector, 6 feet
16U790	Vent valve power cable – normally open, 115 or 230 VAC valve, DIN connector, 15 feet
24N351	Save installation time and money without the need for additional cabling. Patch cable connects vent valves with DIN connection directly to the DIN Pump Power connector.



24M480



24N351

Electric Pumps

Modu-Flo®

Highly Configurable Pump Solution For Nearly Any Application

The Modu-Flo system is ideal for applications where minimizing downtime is critical. Customizing is easy—just mix and match pumps, reservoirs and manifolds in any configuration to meet most applications. Replace the pump or reservoir, without disconnecting lubrication lines. Electric pumps available for use with AC or DC supply voltage make Modu-Flo the right solution for any automated electric lubrication system.

- Modular system design allows configurations to work in all applications
- Easy to standardize on components and reduce inventory
- Adjustable pump output for fast, convenient customizing

Typical Applications

- Presses and other in plant machines

Lubrication Used

- Oil and Grease up to NLGI #2

Technical Specifications

Output per Stroke	0.024 in ³ (0.4 cm ³)
Motor	24 VDC, 115 VAC
Max Output per Minute	24 VDC - 0.29 in ³ (4.7 cm ³)
.	115 VAC - 0.58 in ³ (9.5 cm ³)
Max Operating Pressure	2,500 psi (172 bar)
Max Run Time	4 Minutes
Operating Temp	20°F to 140°F (-7°C to 60°C)
Operating Environment	24 VDC - Inside/Outside, 115 VAC - Inside Only

Ordering Information

Modu-Flo Pumps	
563356	24 VDC motor, 20 ft connector cable
563346	115 VAC motor, 20 ft connector cable
563333	Pump-to-reservoir manifold, NPT, liquid filled gauge, fill check, outlet check, blowout
563329	Pump-to-reservoir manifold, NPT, w/out hardware or fittings
563355	Pump-to-reservoir manifold, SAE, dry gauge, fill check, outlet check, blowout
563357	Pump-to-reservoir manifold, BSPP, dry gauge, fill check, outlet check, blowout
563324	Pump-to-reservoir manifold, NPT, dry gauge, fill check, outlet check, blowout
563331	Pump-to-reservoir manifold, NPT, dry gauge, fill check, outlet check, tubed blowout
Modu-Flo Spare Parts	
563137	20 ft connector cable for 24 VDC
256778	Modu-Flo pump repair kit
557287	24 VDC gear motor
557285	115 VAC gear motor

See pneumatic Modu-Flo section for a complete list of configurable parts.

For new applications, consider a G3 Pump instead.



Modu-Flo pump shown with grease reservoir

Electric Pumps

Lube Master®

Built For Severe-duty Environments

The Lube Master is a rugged pump package designed for demanding applications. The adjustable output and anti-friction drive bearings make it both reliable and efficient. Rugged cast aluminum main body and heavy-duty internal components deliver consistent performance in harsh applications. With several reservoir choices and accessories to choose from, the Lube Master pump can be easily customized to meet virtually all application needs.

Typical Applications

- Cement plants, paper processing, steel mills and other harsh environments

Typical Fluids Used

- Oil
- Grease up to NLGI #2

Technical Specifications

Cycle Rate	1-175 Strokes per minute
Output Volume per Minute	0.01-8.62 in ³ (0.16-143.41 cm ³)
Max Output Pressure	5,000 psi (340 bar)
Material	Plastic or Metal, Cylindrical
Reservoir Size	Oil - 12 pint, 20 pint, Grease - 12 lb, 20 lb
Motor	115/230 VAC, 230/460 VAC



LM5524

Ordering Information

Lube Master Pumps	
LM1115	12 pt Plastic Oil Reservoir (562892), 12 pt Oil Low Level, SPST, 10 watts (563015)
LM1552	12 pt Plastic Oil Reservoir (562892), Floor-Mounting 60:1 Reduction (563389), Motor (1/2 HP, 230/460 VAC, 3-Phase, 60 Hz, 1,140 rpm) (557273), Low Level Switch (12 pt Oil, SPDT, 15 amps) (563316)
LM1635	12 pt Plastic Oil Reservoir (562892), Wall-Mounting 60:1 Reduction (563387), Motor (1/2 HP, 230/460 VAC, 3-Phase, 60 Hz, 1,725 rpm) (557270), 12 pt Oil Low Level, SPST, 10 watts (563015)
LM2323	20 pt Plastic Oil Reservoir (562893), Floor-Mounting 10:1 Reduction (563388), Motor (1/2 HP, 115/230 VAC, Single Phase, 60 Hz, 1,725 rpm) (557271), Low Level Switch (20 pt Oil, SPDT, 15 amps) (563317)
LM2331	20 pt Plastic Oil Reservoir (562893), Floor-Mounting 10:1 Reduction (563388), Motor (1/2 HP, 230/460 VAC, 3-Phase, 60 Hz, 1,725 rpm) (557270)
LM2533	20 pt Plastic Oil Reservoir (562893), Floor-Mounting 60:1 Reduction (563388), Motor (1/2 HP, 230/460 VAC, 3-Phase, 60 Hz, 1,725 rpm) (557270), Low Level Switch (20 pt Oil, SPDT, 15 amps) (563317)
LM3131	12 pt Metal Oil Reservoir (562894), Motor (1/2 HP, 230/460 VAC, 3-Phase, 60 Hz, 1,725 rpm) (557270)
LM4311	20 pt Metal Oil Reservoir (562895), Floor-Mounting 10:1 Reduction (563388)
LM4451	20 pt Metal Oil Reservoir (562895), Wall-Mounting 10:1 Reduction (563386), Motor (1/2 HP, 230/460 VAC, 3-Phase, 60 Hz, 1,140 rpm) (557273)
LM4523	20 pt Metal Oil Reservoir (562895), Floor-Mounting 60:1 Reduction (563389), Motor (1/2 HP, 115/230 VAC, Single Phase, 60 Hz, 1,725 rpm) (557271), Low Level Switch (20 pt Oil, SPDT, 15 amps) (563317)
LM4533	20 pt Metal Oil Reservoir (562895), Floor-Mounting 60:1 Reduction (563389), Motor (1/2 HP, 230/460 VAC, 3-Phase, 60 Hz, 1,725 rpm) (557270), Low Level Switch (20 pt Oil, SPDT, 15 amps) (563317)

LM5111	12 lb Plastic Grease Reservoir (562896)
LM5114	12 lb Plastic Grease Reservoir (562896), Low Level Switch (12 lb and 20 lb Grease, SPDT) (563322)
LM5311	12 lb Plastic Grease Reservoir (562896), Floor-Mounting 10:1 Reduction (563388)
LM5324	12 lb Plastic Grease Reservoir (562896), Floor-Mounting 10:1 Reduction (563388), Motor (1/2 HP, 115/230 VAC, single phase, 60 Hz, 1,725 rpm) (557271), Low Level Switch (12 lb and 20 lb Grease, SPDT) (563322)
LM5331	12 lb Plastic Grease Reservoir (562896), Floor-Mounting 10:1 Reduction (563388), Motor (1/2 HP, 230/460 VAC, 3-Phase, 60 Hz, 1,725 rpm) (557270)
LM5334	12 lb Plastic Grease Reservoir (562896), Floor-Mounting 10:1 Reduction (563388), Motor (1/2 HP, 230/460 VAC, 3-Phase, 60 Hz, 1,725 rpm) (557270), Low Level Switch (12 lb and 20 lb Grease, SPDT) (563322)
LM5514	12 lb Plastic Grease Reservoir (562896), Floor-Mounting 60:1 Reduction (563389), Low Level Switch (12 lb and 20 lb Grease, SPDT) (563322)
LM5521	12 lb Plastic Grease Reservoir (562896), Wall-Mounting 10:1 Reduction (563386), Motor (1/2 HP, 115/230 VAC, 3-Phase, 60 Hz, 1,725 rpm) (557271)
LM5534	12 lb Plastic Grease Reservoir (562896), Floor-Mounting 60:1 Reduction (563389), Motor (1/2 HP, 230/460 VAC, 3-Phase, 60 Hz, 1,725 rpm) (557270), Low Level Switch (12 lb and 20 lb Grease, SPDT) (563322)
LM5544	12 lb Plastic Grease Reservoir (562896), Floor-Mounting 60:1 Reduction (563389), Motor (1/2 HP, 115/230 VAC, Single Phase, 60 Hz, 1,140 rpm) (557272), Low Level Switch (12 lb and 20 lb Grease, SPDT) (563322)
LM5644	12 lb Plastic Grease Reservoir (562896), Wall-Mounting 60:1 Reduction (563387), Motor (1/2 HP, 115/230 VAC, Single Phase, 60 Hz, 1,140 rpm) (567272), Low Level Switch (12 lb and 20 lb Grease, SPDT) (563322)

Electric Pumps

Lube Master®

Ordering Information

Lube Master Pumps	
LM6211	20 lb Plastic Grease Reservoir (562897), Clutch Drive (563383)
LM6311	20 lb Plastic Grease Reservoir (562897), Floor-Mounting 10:1 Reduction (563388)
LM6314	20 lb Plastic Grease Reservoir (562897), Floor-Mounting 10:1 Reduction (563388), Low Level Switch (12 lb and 20 lb Grease, SPDT) (563322)
LM6334	20 lb Plastic Grease Reservoir (562897), Floor-Mounting 10:1 Reduction (563388), Motor (1/2 HP, 230/460 VAC, 3-Phase, 60 Hz, 1,725 rpm) (557270), Low Level Switch (12 lb and 20 lb Grease, SPDT) (563322)
LM6344	20 lb Plastic Grease Reservoir (562897), Floor-Mounting 10:1 Reduction (563388), Motor (1/2 HP, 115/230 VAC, Single Phase, 60 Hz, 1,140 rpm) (557272), Low Level Switch (12 lb and 20 lb Grease, SPDT) (563322)
LM6514	20 lb Plastic Grease Reservoir (562897), Floor-Mounting 10:1 Reduction (563388), Low Level Switch (12 lb and 20 lb Grease, SPDT) (563322)
LM6524	20 lb Plastic Grease Reservoir (562897), Floor-Mounting 60:1 Reduction (563389), Motor (1/2 HP, 115/230 VAC, Single Phase, 60 Hz, 1,725 rpm) (557271), Low Level Switch (12 lb and 20 lb Grease, SPDT) (563322)
LM6534	20 lb Plastic Grease Reservoir (562897), Floor-Mounting 60:1 Reduction (563389), Motor (1/2 HP, 230/460 VAC, 3-Phase, 60 Hz, 1,725 rpm) (557270), Low Level Switch (12 lb and 20 lb Grease, SPDT) (563322)
LM6544	20 lb Plastic Grease Reservoir (562897), Floor-Mounting 60:1 Reduction (563389), Motor (1/2 HP, 115/230 VAC, Single Phase, 60 Hz, 1,140 rpm) (557272), Low Level Switch (12 lb and 20 lb Grease, SPDT) (563322)
LM7214	12 lb Metal Grease Reservoir (562898), Clutch Drive (563383), Low Level Switch (12 lb and 20 lb Grease, SPDT) (563322)
LM7344	12 lb Metal Grease Reservoir (562898), Floor-Mounting 10:1 Reduction (563388), Motor (1/2 HP, 115/230 VAC, Single Phase, 60 Hz, 1,140 rpm) (557272), Low Level Switch (12 lb and 20 lb Grease, SPDT) (563322)
LM7514	12 lb Metal Grease Reservoir (562898), Floor-Mounting 60:1 Reduction (563389), Low Level Switch (12 lb or 20 lb Grease, SPDT) (563322)
LM7534	12 lb Metal Grease Reservoir (562898), Floor-Mounting 60:1 Reduction (563389), Motor (1/2 HP, 230/460 VAC, 3-Phase, 60 Hz, 1,725 rpm) (557273), Low Level Switch (12 lb and 20 lb Grease, SPDT) (563322)
LM7544	12 lb Metal Grease Reservoir (562898), Floor-Mounting 60:1 Reduction (563389), Motor (1/2 HP, 115/230 VAC, Single Phase, 60 Hz, 1,140 rpm) (557272), Low Level Switch (12 lb and 20 lb Grease, SPDT) (563322)
LM7614	12 lb Metal Grease Reservoir (562898), Wall-Mounting 60:1 Reduction (563387), Low Level Switch (12 lb and 20 lb Grease, SPDT) (563322)
LM7654	12 lb Metal Grease Reservoir (562898), Wall-Mounting 60:1 Reduction (563387), Motor (1/2 HP, 230/460 VAC, 3-Phase, 60 Hz, 1,140 rpm) (557273), Low Level Switch (12 lb and 20 lb Grease, SPDT) (563322)
LM8114	20 lb Metal Grease Reservoir (562899), Low Level Switch (12 lb and 20 lb Grease, SPDT) (563322)
LM8314	20 lb Metal Grease Reservoir (562899), Floor-Mounting 10:1 Reduction (563388), Low Level Switch (12 lb and 20 lb Grease, SPDT) (563322)
LM8334	20 lb Metal Grease Reservoir (562899), Floor-Mounting 10:1 Reduction (563388), Motor (1/2 HP, 230/460 VAC, 3-Phase, 60 Hz, 1,725 rpm) (557270), Low Level Switch (12 lb and 20 lb Grease, SPDT) (563322)
LM8354	20 lb Metal Grease Reservoir (562899), Floor-Mounting 10:1 Reduction (563388), Motor (1/2 HP, 230/460 VAC, 3-Phase, 60 Hz, 1,140 rpm) (557273), Low Level Switch (12 lb and 20 lb Grease, SPDT) (563322)
LM8454	20 lb Metal Grease Reservoir (562899), Wall-Mounting 10:1 Reduction (563386), Motor (1/2 HP, 230/460 VAC, 3-Phase, 60 Hz, 1,140 rpm) (557273), Low Level Switch (12 lb and 20 lb Grease, SPDT) (563322)
LM8514	20 lb Metal Grease Reservoir (562899), Floor-Mounting 60:1 Reduction (563389), Low Level Switch (12 lb and 20 lb Grease, SPDT) (563322)
LM8531	20 lb Metal Grease Reservoir (562899), Floor-Mounting 60:1 Reduction (563389), Motor (1/2 HP, 230/460 VAC, 3-Phase, 60 Hz, 1,725 rpm) (557270)
LM8534	20 lb Metal Grease Reservoir (562899), Floor-Mounting 60:1 Reduction (563389), Motor (1/2 HP, 230/460 VAC, 3-Phase, 60 Hz, 1,725 rpm) (557270), Low Level Switch (12 lb and 20 lb Grease, SPDT) (563322)
LM8554	20 lb Metal Grease Reservoir (562899), Floor-Mounting 60:1 Reduction (563389), Motor (1/2 HP, 230/460 VAC, 3-Phase, 60 Hz, 1,140 rpm) (557273), Low Level Switch (12 lb and 20 lb Grease, SPDT) (563322)
LM9331	Power Prime Reservoir Assembly (562908), Floor-Mounting 10:1 Reduction (563388), Motor (1/2 HP, 230/460 VAC, 3-Phase, 60 Hz, 1,725 rpm) (557270)
LM9511	Power Prime Reservoir Assembly (562908), Floor-Mounting 60:1 Reduction (563389)
LM9521	Power Prime Reservoir Assembly (562908), Floor-Mounting 60:1 Reduction (563389), Motor (1/2 HP, 115/230 VAC, Single Phase, 60 Hz, 1,725 rpm) (557271)

Electric Pumps

Lube Master®

Pump Repair Kits

At the heart of all current Lube Master pump packages is pump part number 563380 (521-700-000). There are three repair kits for the pump, and some of the parts overlap because each kit includes some of the same seals. To completely rebuild the pump, all three kits are required, and some extra parts will remain because of this overlap.

563915	Driveshaft Kit: Includes the driveshaft, cam, bearings, and related seals and hardware.
563921	Seal Kit: Includes seals and small hardware.
563916	Standard Output Manifold Kit: Includes pump piston and cylinder, output manifold block, and related seals and hardware.

Reservoir Repair Kits

562902	Plastic tube with u-cup seal for part numbers 562892 and 562896
562903	Plastic tube with u-cup seal for part numbers 562893 and 562897
564270	Metal tube with u-cup seal for part numbers 562894 and 562898
564271	Metal tube with u-cup seal for part numbers 562895 and 562899

Blowout Disc Kits

563962	Package of 6 Blowout Discs, Yellow, 1450 psi, Oil
563965	Package of 6 Blowout Discs, Aluminum, 2350 psi, Grease

Electric Pumps

Lube Master®

Lube Master Ordering Menu Code

Use the Smart Numbering System to order a complete assembly! The six-digit Smart Numbering System can help you order quickly and accurately. Simply follow the diagram for the configuration you want and build your order. Alternatively, use the part numbers at right to order individual components and assemble them in the field.

Code	Former Code	Description	Part Number	LM	Reservoir	Drive	Motor	Low Level
Product Identifier					X	X	X	X
LM	LUB	LM = Lube Master	563380					
Note: When ordering Lube Master bare pump 563380 for use with a grease reservoir, a fill stud is required (part number 557374). Fill stud 557374 is compatible with mating coupler 558906. Order separately.								
Reservoir Options								
1	OPA	12 pt plastic oil reservoir	562892					
2	OPB	20 pt plastic oil reservoir	562893					
3	OMA	12 pt metal oil reservoir	562894					
4	OMB	20 pt metal oil reservoir	562895					
5	GPA	12 lb plastic grease reservoir	562896					
6	GPB	20 lb plastic grease reservoir	562897					
7	GMA	12 lb metal grease reservoir	562898					
8	GMB	20 lb metal grease reservoir	562899					
9	OHS	Power Prime/Overhead Supply	562908					
Drive Options								
1	DOO	No drive	N/A					
2	DOA	Clutch drive with ratchet arm	563383					
3	DOB	10:1 reduction, floor-mounting base	563388					
4	DOC	10:1 reduction, wall-mounting base	563386					
5	DOD	60:1 reduction, floor-mounting base	563389					
6	DOE	60:1 reduction, wall-mounting base	563387					
Note: Drive Options 3, 4, 5, and 6 each contain all required mounting hardware (mounting plate, coupler, coupler guard, nuts, bolts, and washers).								
Motor Options								
1	MOO	No motor	N/A					
2	MOA	1/2 HP, 115/230 VAC, single phase, 60 Hz, 1,725 rpm	557271					
3	MOB	1/2 HP, 230/460 VAC, 3-phase, 60 Hz, 1,725 rpm	557270					
4	MOC	1/2 HP, 115/230 VAC, single phase, 60 Hz, 1,140 rpm	557272					
5	MOD	1/2 HP, 230/460 VAC, 3-phase, 60 Hz, 1,140 rpm	557273					
Low Level Options								
1	LOO	No level switch	N/A					
2	LOA	12 pt oil, SPDT, 15 amps	563316					
3	LOB	20 pt oil, SPDT, 15 amps	563317					
4	LOC	12 and 20 lb grease, SPDT	563322					
5	LOE	12 pt oil, SPST, 10 watts	563015					
6	LOF	20 pt oil, SPST, 10 watts	563016					
N/A*	N/A	High/low level switch kit (for METAL grease reservoirs only)	564318					
N/A*	LOH	Explosion-proof LL switch for grease reservoirs. (Class I, Group C and D; Class II, Group E, F, and G)	564377					
*564318 and 564377 are sold separately and field-installed. Choose option "1" and then order either part separately.								
Pressure Gauge (included)								
N/A	G1	No gauge	N/A					
N/A	G3	Liquid-filled 0-3000 psi gauge	557713					
Note: 557713 is included with every LMxxxx assembly, but not with the bare pump.								
Pressure Indicators (sold separately, but required for safety)								
N/A	POA	Standard Blowout, 1,450 psi (100 bar), Oil	563179					
N/A	POB	Standard Blowout, 2,350 psi (162 bar) Grease	563184					
N/A	POC	High-Pressure Blowout Switch, 1,450 psi (100 bar), Oil	563384					
N/A	POD	High-Pressure Blowout Switch, 2,350 psi (162 bar), Grease	563385					
Note: Options POC and POD require approximately 3 feet of 1/4 in OD copper tubing, which must be obtained from a 3rd party source.								

Electric Pumps

Miniature Meter-Flo®

Versatile All In One Pump Package

Designed for use with virtually any type of Series Progressive or Single Line Resistive oil lubrication system. The Miniature Meter-Flo's rugged steel reservoir and motor assembly withstands the toughest applications. Capable of high volumetric output operating continuously at pressures up to 1,000 psi (69 bar).

- Compact with several options to create a complete system using feedback and control

Typical Applications

- Ideal for smaller series progressive systems requiring continuous lubrication

Lubrication Used

- Oil – 160 to 15,000 SUS

Technical Specifications

Output Volume per minute	1, 5, 8, 14 in ³ (16, 82, 131, 229 cm ³)
Output Pressure	0-2,000 psi (0-138 bar)
Material	Metal, Rectangular
Reservoir Size	1.5, 3, 5 gal (12, 24, 40 pint)
Motor	115 VAC



MM2211

Ordering Information

Miniature Meter-Flo (MMF) Electric (Motor Driven) Pumps w/Reservoirs	
MM1111	1.5 gal Reservoir, 1 in ³ /min, 1,500 psi
MM1112	1.5 gal Res., 1 in ³ /min, 1,500 psi, Low Level Switch (Reed-Type, SPST)
MM1121	1.5 gal Reservoir, 1 in ³ /min, 1,500 psi, High-Pressure Switch
MM1122	1.5 gal Reservoir, 1 in ³ /min, 1,500 psi, High-Pressure Switch, Low Level Switch (Reed-Type, SPST)
MM1211	1.5 gal Res., 5 in ³ /min, 2,000 psi
MM1212	1.5 gal Res., 5 in ³ /min, 2,000 psi, Low Level Switch (Reed-Type, SPST)
MM1222	1.5 gal Res., 5 in ³ /min, 2,000 psi, High-Pressure Switch (Reed-Type, SPST)
MM1311	1.5 gal Reservoir, 8 in ³ /min, 2,000 psi
MM1312	1.5 gal Res., 8 in ³ /min, 2,000 psi, Low Level Switch (Reed-Type, SPST)
MM1322	1.5 gal Reservoir, 8 in ³ /min, 2,000 psi, High-Pressure Switch, Low Level Switch (Reed-Type, SPST)
MM1411	1.5 gal Reservoir, 14 in ³ /min, 1,500 psi
MM1412	1.5 gal Res., 14 in ³ /min, 1,500 psi, Low Level Switch (Reed-Type, SPST)
MM1422	1.5 gal Reservoir, 14 in ³ /min, 1,500 psi, High-Pressure Switch, Low Level Switch (Reed-Type, SPST)
MM2112	3 gal Reservoir, 1 in ³ /min, 1,500 psi, High-Pressure Switch, Low Level Switch (Reed-Type, SPST)
MM2211	3 gal Reservoir, 5 in ³ /min, 2,000 psi
MM2212	3 gal Reservoir, 5 in ³ /min, 2,000 psi, Low Level Switch (Reed-Type, SPST)
MM2221	3 gal Reservoir, 5 in ³ /min, 2,000 psi, High-Pressure Switch
MM2222	3 gal Reservoir, 5 in ³ /min, 2,000 psi, High-Pressure Switch, Low Level Switch (Reed-Type, SPST)
MM2312	3 gal Reservoir, 8 in ³ /min, 2,000 psi, Low Level Switch (Reed-Type, SPST)
MM2322	3 gal Reservoir, 8 in ³ /min, 2,000 psi, High-Pressure Switch, Low Level Switch (Reed-Type, SPST)
MM2411	3 gal Reservoir, 14 in ³ /min, 1,500 psi

MM2412	3 gal Reservoir, 14 in ³ /min, 1,500 psi, Low Level Switch (Reed-Type, SPST)
MM2422	3 gal Reservoir, 14 in ³ /min, 1,500 psi, High-Pressure Switch, Low Level Switch (Reed-Type, SPST)
MM3112	5 gal Reservoir, 1 in ³ /min, 1,500 psi, Low Level Switch (Reed-Type, SPST)
MM3122	5 gal Reservoir, 1 in ³ /min, 1,500 psi, High-Pressure Switch, Low Level Switch (Reed-Type, SPST)
MM3211	5 gal Reservoir, 5 in ³ /min, 2,000 psi (Reed-Type, SPST)
MM3212	5 gal Reservoir, 5 in ³ /min, 2,000 psi, Low Level Switch (Reed-Type, SPST)
MM3312	5 gal, 8 in ³ /min, 2,000 psi, Low Level Switch
MM3322	5 gal Reservoir, 8 in ³ /min, 2,000 psi, High-Pressure Switch, Low Level Switch (Reed-Type, SPST)
MM3411	5 gal Reservoir, 14 in ³ /min, 1,500 psi
MM3412	5 gal Reservoir, 14 in ³ /min, 1,500 psi, Low Level Switch (Reed-Type, SPST)
MM3422	5 gal Reservoir, 14 in ³ /min, 1,500 psi, High-Pressure Switch, Low Level Switch (Reed-Type, SPST)

Miniature Meter-Flow (MMF) Spare Parts	
564412	MMF Assembly - Pump, Gearmotor, Reducer Assembly, 1 in ³ /min Flowrate
564413	MMF Assembly - Pump, Gearmotor, Reducer Assembly, 5 in ³ /min Flowrate
564414	MMF Assembly - Pump, Gearmotor, Reducer Assembly, 8 in ³ /min Flowrate
564415	MMF Assembly - Pump, Gearmotor, Reducer Assembly, 14 in ³ /min Flowrate
557286	Motor, 115 VAC
557293	Gear Box, 1 in ³ /min (12.5:1)
557822	Gear Pump Only, 1 to 8 in ³ /min
557821	Gear Pump Only, 14 in ³ /min
557810	Suction Strainer
563558	Relief Valve
557825	Replacement Level Switch

Electric Pumps

Miniature Meter-Flo®

Miniature Meter-Flo Ordering Menu Code

NOTE: Utilize number code not lettered code from literature for ordering purposes.

MM - X - X - X - X

Reservoir Option

- 1 RA, 1.5 gallon reservoir
- 2 RB, 3 gallon reservoir
- 3 RC, 5 gallon reservoir

Pump / Flow Option (*)

- 1 PA, 1 in³/min (1,500 psi maximum operating pressure)
- 2 PB, 5 in³/min (2,000 psi maximum operating pressure)
- 3 PC, 8 in³/min (2,000 psi maximum operating pressure)
- 4 PD, 14 in³/min (1,500 psi maximum operating pressure)

Pressure Switch Option

- 1 SO, no pressure switch
- 2 SA, high pressure switch – 557828

Low Level Options

- 1 LO, no low level switch
- 2 LA, low level switch, reed-type, SPST – 563014
- 3 High/low level switch, reed type, SPST – 26C344

Example: Miniature Meter-Flo (MM) pump package consisting of a 3 gallon reservoir, 5 in³/min pump output, high pressure switch and low level switch.
Ordering Code: MM2222

Electric Pumps

Meter-Flo®

Continuous Duty Durability

With its solid pump housing, these rugged gear pumps are designed for dependable operation in high demand applications. The gear pump is available with a direct-coupled 1/2 horsepower motor capable of 1,725 rpms with output volumes of 245 cubic inches per minute. Eleven different pump models to choose from.

Typical Applications

- Ideal for applications requiring continuous oil delivery up to 1,000 lubrication points

Lubrication Used

- Oil – 300 to 3,000 SUS

Technical Specifications

Output volume per minute. 14 to 245 in³ (230 to 4015 cm³)
 Max output pressure. 300 to 1,500 psi (20.7 to 103.5 bar)
 Operating temp. 50°F to 150°F (10°C to 65.5°C)

Ordering Information

Meter-Flo Pumps	
557814	9 in ³ /min (147 cm ³ /min) @ 1,140 rpm, 14 in ³ /min (229 cm ³ /min) @ 1,725 rpm, NPT ports, ccw
557819	9 in ³ /min (147 cm ³ /min) @ 1,140 rpm, 14 in ³ /min (229 cm ³ /min) @ 1,725 rpm, NPT ports, cw
558953	9 in ³ /min (147 cm ³ /min) @ 1,140 rpm, 14 in ³ /min (229 cm ³ /min) @ 1,725 rpm, SAE ports, ccw
557813	18 in ³ /min (295 cm ³ /min) @ 1,140 rpm, 30 in ³ /min (492 cm ³ /min) @ 1,725 rpm, NPT ports, ccw
557818	26 in ³ /min (426 cm ³ /min) @ 1,140 rpm, 40 in ³ /min (655 cm ³ /min) @ 1,725 rpm, NPT ports, ccw
558954	26 in ³ /min (426 cm ³ /min) @ 1,140 rpm, 40 in ³ /min (655 cm ³ /min) @ 1,725 rpm, SAE ports, cw
557815	56 in ³ /min (918 cm ³ /min) @ 1,140 rpm, 84 in ³ /min (1,377 cm ³ /min) @ 1,725 rpm, NPT ports, ccw
558949	56 in ³ /min (918 cm ³ /min) @ 1,140 rpm, 84 in ³ /min (1,377 cm ³ /min) @ 1,725 rpm, NPT ports, cw
557816	76 in ³ /min (1,245 cm ³ /min) @ 1,140 rpm, 117 in ³ /min (1,917 cm ³ /min) @ 1,725 rpm, NPT ports, ccw
558950	76 in ³ /min (1,245 cm ³ /min) @ 1,140 rpm, 117 in ³ /min (1,917 cm ³ /min) @ 1,725 rpm, NPT ports, cw
557817	111 in ³ /min (1,819 cm ³ /min) @ 1,140 rpm, 168 in ³ /min (2,753 cm ³ /min) @ 1,725 rpm, NPT ports, ccw
558951	111 in ³ /min (1,819 cm ³ /min) @ 1,140 rpm, 168 in ³ /min (2,753 cm ³ /min) @ 1,725 rpm, NPT ports, cw
557820	161 in ³ /min (2,638 cm ³ /min) @ 1,140 rpm, 245 in ³ /min (4,015 cm ³ /min) @ 1,725 rpm, NPT ports, ccw
558955	161 in ³ /min (2,638 cm ³ /min) @ 1,140 rpm, 245 in ³ /min (4,015 cm ³ /min) @ 1,725 rpm, NPT ports, cw

NOTE: cw – clock-wise rotation / ccw – counter clock-wise rotation when facing pump shaft.



557814

Motor Option	
558895	1/2 HP, 115/230 VAC, 1,725 rpm, single phase, 56C with feet
Repair Kits	
557997	Meter-Flo seal kit – 540-800-XX1 models
557998	Meter-Flo relief valve repair kit – 540-800-XX1 models
Meter-Flo Paddle Base and Pump Packages	
Include motor mounting base, pump, L-bracket, coupler, coupler guard, and other small hardware needed to mount a 56F motor. Simply add any 56F motor (or 56C with feet) to complete the pump package.	
563557	Paddle base with pump 557814
564411	Paddle base with pump 557813
24N405	Paddle base with pump 557815
24N406	Paddle base with pump 557816
24N407	Paddle base with pump 557817
24N408	Paddle base with pump 557818
24N409	Paddle base with pump 557820
Additional Mounting Options for Meter-Flo Pumps – pumps not included.	
558956	Bell housing bracket and coupler kit – requires NEMA 56C motor with feet.
561067	L-bracket – bare part for mounting Meter-Flo pump in a custom application
563303	Extra long coupler used when replacing old "Webster" pumps with current Meter-Flo pumps

Electric Pumps

Injecto-Flo® EO-1 and EO-3

Reliable Machine Tool Lubrication

EO-1 and EO-3

A cost effective, low pressure oil solution designed for use with any high volume, intermittent lubrication system. Can be used with Injecto-Flo II series piston distributor products. EO-1 is ideal for small to medium size single line parallel systems requiring intermittent metered lubrication with an electrically driven pump. EO-3 has integrated control and bright LED's to verify system operation. Built-in vent valve gets you up and working with piston distributors fast – no kits to purchase and assemble.

Typical Applications

- In-plant medium size machine tool lubrication applications

Typical Fluids Handled

- Oil – ISO 50 to 1,500 (SUS 250 to 5,000)

Technical Specifications

Power 115 VAC, 230 VAC
 Motor speed 1,680 rpm @ 60 Hz, 1,340 rpm @ 50 Hz

EO-1

Pump flow rate 6 in³/min (100 cm³/min)
 Pressure 145 to 650 psi (10 to 45 bar)
 Reservoir Plastic, rectangular
 Reservoir size 6.3, 7.6, 12.6, 15.8 or 25.3 pint

EO-3

Pump flow rate 8.5 in³/min (140 cm³/min)
 Pressure 350 psi (24 bar)
 Operating temp. 14°F to 120°F (-10°C to 49°C)
 Reservoir Plastic, rectangular
 Reservoir size 7.6 or 12.6 pint
 Manual 313839A

Ordering Information

Injecto-Flo EO-1 Pumps	
562837	Pump with 3 liter plastic reservoir, 115 VAC
24B427	Pump with 3 liter plastic reservoir, 230 VAC
562849	Pump with 3 liter plastic reservoir, 230 VAC
562838	Pump with 3.6 liter plastic reservoir, 230 VAC
562839	Pump with 6 liter plastic reservoir, 115 VAC
562840	Pump with 6 liter plastic reservoir, 230 VAC
562841	Pump with 6 liter plastic reservoir, 230 VAC
562842	Pump with 6 liter plastic reservoir, 230 VAC, return port
562843	Pump with 6 liter metal reservoir, 115 VAC
562844	Pump with 12 liter metal reservoir, 115 VAC
Injecto-Flo EO-3 Pumps	
562851	Pump with 3 liter plastic reservoir, 115 VAC, remote control
562850	Pump with 3 liter plastic reservoir, 115 VAC, timer control, pressure switch
562852	3.6 liter plastic reservoir, 115 VAC
562847	6 liter reservoir, 115 VAC

Injecto-Flo EO-1 Spare Parts	
129781	Cap and strainer kit
556015	Adjustable relief valve
556013	Gear pump only
556014	Suction strainer
556011	115 VAC motor
556012	230 VAC motor
129520	6 liter metal reservoir replacement sight glass
Low Level Switches	
556018	Low level switch for 3 liter reservoirs
556019	Low level switch for 6 and 12 liter reservoirs



562850



562839

Electric Pumps

Injecto-Flo® II

Durable Long Lasting Machine Tool Pump

Great versatility in a small package has many control options. A dependable high-quality gear pump for years of trouble-free operation combined with Injecto-Flo II piston distributor metering devices completes your oil or fluid grease lubrication system. Internal controller with LED alarms is easy to program for any application. Built-in vent valve gets you up and working with piston distributors fast—no kits to purchase and assemble.

Typical Applications

- Ideal solution for automatic lubrication on small and mid-sized machines

Typical Fluids Handled

- Oil – 50 to 100 cst
- Fluid Grease NLGI #000

Technical Specifications

Max Output Volume Per Minute

Oil	30.50 in ³ (500 cm ³)
Grease	12.20 in ³ (200 cm ³)

Max Pressure

Oil	360 psi (25 bar)
Grease	580 psi (40 bar)

Power

Reservoir	Plastic, Rectangular
Reservoir Size3, 6 liter



122895



15U858

Ordering Information

Injecto-Flo II Oil Pumps – 3 liter Reservoirs (no control), 230 VAC	
122545	0.2 lpm, Screw Cap
122546	0.2 lpm, Straight Connector (10 mm Pipe)
122547	0.5 lpm, Screw Cap
122548	0.5 lpm, Straight Connector (10 mm Pipe)
122549	0.2 lpm, Single w/DIN, Screw Cap
122550	0.2 lpm, Single w/DIN, Straight Connector (10 mm Pipe)
122551	0.5 lpm, Single w/DIN, Screw Cap
122552	0.5 lpm, Single w/DIN, Straight Connector (10 mm Pipe)
122553	0.2 lpm, Single w/M12 Top, Screw Cap
15U859	0.2 lpm, Single w/M12 Top, Straight Connector (10 mm Pipe)
122554	0.5 lpm, Single w/M12 Top, Screw Cap
122555	0.5 lpm, Single w/M12 Top, Straight Connector (10 mm Pipe)
122556	0.2 lpm, Dual w/DIN, Screw Cap
122557	0.2 lpm, Dual w/DIN, Straight Connector (10 mm Pipe)
122558	0.5 lpm, Dual w/DIN, Screw Cap
122559	0.5 lpm, Dual w/DIN, Straight Connector (10 mm Pipe)
122560	0.2 lpm, Dual w/M12 Top, Screw Cap
122561	0.2 lpm, Dual w/M12 Top, Straight Connector (10 mm Pipe)
122562	0.5 lpm, Dual w/M12 Top, Screw Cap
15U858	0.5 lpm, Dual w/M12 Top Straight Connector (10 mm Pipe)

Injecto-Flo II Oil Pumps – 6 liter Reservoirs (no control), 230 VAC	
122563	0.2 lpm, Screw Cap
122564	0.2 lpm, Straight Connector (10 mm Pipe)
122565	0.5 lpm, Screw Cap
122566	0.5 lpm, Straight Connector (10 mm Pipe)
122567	0.2 lpm, Single w/DIN, Screw Cap
122568	0.2 lpm, Single w/DIN, Straight Connector (10 mm Pipe)
564138	0.5 lpm, Single w/DIN, Screw Cap
122569	0.5 lpm, Single w/DIN, Straight Connector (10 mm Pipe)
122570	0.2 lpm, Single w/M12 Top, Screw Cap
122571	0.2 lpm, Single w/M12 Top, Straight Connector (10 mm Pipe)
122572	0.5 lpm, Single w/M12 Top, Screw Cap
122573	0.5 lpm, Single w/M12 Top, Straight Connector (10 mm Pipe)
122574	0.2 lpm, Dual w/DIN, Screw Cap
122575	0.2 lpm, Dual w/DIN, Straight Connector (10 mm Pipe)
122576	0.5 lpm, Dual w/DIN, Screw Cap
122577	0.5 lpm, Dual w/DIN, Straight Connector (10 mm Pipe)
122578	0.2 lpm, Dual w/M12 Top, Screw Cap
122579	0.2 lpm, Dual w/M12 Top, Straight Connector (10 mm Pipe)
122580	0.5 lpm, Dual w/M12 Top, Screw Cap
15U860	0.5 lpm, Dual w/M12 Top Straight Connector (10 mm Pipe)

Electric Pumps

Injecto-Flo® II

Ordering Information

Injecto-Flo II Fluid Grease Pumps - 3 liter Reservoirs (no control), 230 VAC	
122581	0.2 lpm, Screw Cap
563301	0.2 lpm, Straight Connector (10 mm Pipe)
122582	0.2 lpm, Single w/DIN, Screw Cap
122583	0.2 lpm, Single w/DIN, Straight Connector (10 mm Pipe)
122584	0.2 lpm, Single w/M12 Top, Screw Cap
122585	0.2 lpm, Single w/M12 Top, Straight Connector (10 mm Pipe)
122586	0.2 lpm, Dual w/DIN, Screw Cap
122587	0.2 lpm, Dual w/DIN, Straight Connector (10 mm Pipe)
122588	0.2 lpm, Dual w/M12 Top, Screw Cap
557547	0.2 lpm, Dual w/M12 Top, Straight Connector (10 mm Pipe)
Injecto-Flo II Fluid Grease Pumps - 6 liter Reservoirs (no control), 230 VAC	
122589	0.2 lpm, Screw Cap
122590	0.2 lpm, Straight Connector (10 mm Pipe)
122591	0.2 lpm, Single w/DIN, Screw Cap
122592	0.2 lpm, Single w/DIN, Straight Connector (10 mm Pipe)
122593	0.2 lpm, Single w/M12 Top, Screw Cap
122594	0.2 lpm, Single w/M12 Top, Straight Connector (10 mm Pipe)
122595	0.2 lpm, Dual w/DIN, Screw Cap
122596	0.2 lpm, Dual w/DIN, Straight Connector (10 mm Pipe)
122597	0.2 lpm, Dual w/M12 Top, Screw Cap
122598	0.2 lpm, Dual w/M12 Top, Straight Connector (10 mm Pipe)
Injecto-Flo II Oil Pumps w/Integrated Control	
122895	3 liter, 0.2 lpm, 230 VAC w/Time or Pulse, Manual Lube, Level Switch, Pressure Gauge, Pressure Switch, Green Light, Red Light, Screw Cap
122897	6 liter, 0.2 lpm, 230 VAC w/Time or Pulse, Manual Lube, Level Switch, Pressure Gauge, Pressure Switch, Green Light, Red Light, Screw Cap
122898	6 liter, 0.5 lpm, 230 VAC w/Time or Pulse, Manual Lube, Level Switch, Pressure Gauge, Pressure Switch, Green Light, Red Light, Screw Cap
Injecto-Flo II Fluid Grease Pumps w/Integrated Control	
122896	3 liter, 0.2 lpm, 230 VAC w/Time or Pulse, Manual Lube, Level Switch, Pressure Gauge, Pressure Switch, Green Light, Red Light, Screw Cap
122899	6 liter, 0.2 lpm, 230 VAC w/Time or Pulse, Manual Lube, Level Switch, Pressure Gauge, Pressure Switch, Green Light, Red Light, Screw Cap

Electric Pumps

Thrif-T Luber®

Low Pressure Orifice Lubrication

Big on features with a small price, the perfect fit for entry-level, Single Line Resistive orifice lubrication systems. A complete electric package includes pump, reservoir and integrated control (remote version optional) for fast and easy installation. Use with Thrif-T Luber orifice dispensers for a complete system.

Typical Applications

- Small machine tools

Lubrication Used

- Oil – 100 to 10,000 SUS

Technical Specifications

Maximum output per minute	0.42 in ³ (6.9 cm ³)
Maximum output pressure.	150 psi (10 bar)
Operating temp.	0°F to 140°F (-18°C to 60°C)
Motor	120 VAC, 60 Hz
Reservoir	4 pint (1.9 liters)

Ordering Information

Thrif-T Luber Pumps with Reservoir	
564068	TLEP-10 – solid state timer control built in
564067	TLEP-11 – remote control
Thrif-T Luber Replacement Parts	
558031	Timer replacement board
563162	Replacement relief valve
564065	Replacement pump
564439	Replacement reservoir and motor housing
557641	Replacement gearmotor
557826	Replacement low level switch
558296	0-300 psi gauge



Electric Pumps

Maxi-Flo™

Machine Tool Lubrication with System Monitoring

Compact design with everything you need to get your single line resistive oil lubrication system installed and running quickly. A standard package comes complete with reservoir, pump, gear motor, and choice of internal or remote control. Simple slide switches allow for easy setup of pump run cycle time. Bright LED indicators for low level and power allow for easy troubleshooting and verification.

- Integrated control with manual run button for easy setup
- Compact design fits anywhere
- 500 psi (34 bar) rating for using with various orifice metering devices

Typical Applications

- Small machine tools

Lubrication Used

- Oil – 60 to 30,000 SUS

Technical Specifications

Maximum output per stroke.	0.01 in ³ (0.165 cm ³)
Pump output Volume per minute	0.11 in ³ (1.8 cm ³)
Maximum output pressure.	500 psi (34 bar)
Operating temp.	0°F to 140°F (-18°C to 60°C)
Material	Plastic, rectangular
Reservoir size.	4 pints (1.9 liters)
Motor.120 VAC, 60 hz

Ordering Information

Maxi-Flo Packages	
563379	Solid State Timer control built in
563376	Remote control
Accessories	
564376	High pressure switch
558899	Gauge, 0 to 1,000 psi
Replacement Parts	
558031	Timer replacement board
557641	Replacement gearmotor
563374	Replacement pump
557826	Replacement low level switch
563930	Replacement reservoir/timer housing kit
563375	Replacement relief indicator



563379

Pneumatic Pumps

LubePro™

Built to Last. Built to Perform.

For nearly 50 years, Graco Fire-Ball™ pumps have been a mainstay in the lubrication marketplace for durability and long life. LubePro™ series pumps leverage the same proven quality and leading technology, offering a robust solution where high output and fast lubrication cycles and flow rates are needed to optimally lubricate equipment while it's working.

Features and Benefits

- Factory-installed low level indicator
- High-strength, shatter-resistant reservoir
- Easy to install utilizing existing mounting holes
- Fast cycle rate and flow
- Integrated vent automatically relieves pressure on return stroke
- Pneumatic power – easily installed into existing air line

Typical Applications

- Packaging
- Glass Manufacturing
- Tire Production
- Thermoforming
- Injection Molding
- Paper Production
- Labels
- Automation Machinery
- Presses

Lubrication Used

- 40 cSt oil minimum
- NLGI #000 to NLGI #2 grease



Technical Specifications

	A900	H1900	A1900	A2600	A2800	A2900	A4000
Fluid Handling Capabilities	40 cSt oil minimum	40 cSt oil minimum	40 cSt oil minimum	Up to #2 grease	40 cSt oil minimum	Up to #2 grease	40 cSt oil - #2 grease
Maximum Working Pressure	1,350 psi (93.1 bar)	3,500 psi (241 bar)				4,000 psi (276 bar)	
Pressure Ratio	9:1	19:1	19:1	26:1	28:1	29:1	40:1
Pump Output	1.5 in ³ (24.58 cm ³) per stroke	3.0 in ³ (49.16 cm ³) per stroke	3.0 in ³ (49.16 cm ³) per stroke	2.2 in ³ (36.05 cm ³) per stroke	0.56 in ³ (9.18 cm ³) per stroke	0.58 in ³ (9.5 cm ³) per stroke	50 in ³ (819 cm ³) per minute
Reservoir Capacity	2.8 liters (170.9 in ³)	–	2 liters (122 in ³)	4 lb	0.6 liters (36.6 in ³) 2 liters (122 in ³)	1 lb 4 lb	5.5 liters (335.6 in ³) 7.5 lb 13 lb
Maximum Air Inlet Pressure	150 psi (10.3 bar)	185 psi (12.8 bar)	185 psi (12.8 bar)	135 psi (9.3 bar)	175 psi (12.1 bar)		100 psi (6.89 bar)
Air Inlet Size	1/4 in-18 NPSF	1/4 in NPT					
Fluid Outlet Size	1/4 in-18 NPT	3/4 in NPT			1/4 in NPT		
Operating Temperature	-4°F to 149°F (-20°C to 65°C)		14°F to 149°F (-10°C to 65°C)				

Pneumatic Pumps

LubePro™

Ordering Information

Pump Model	Fluid	Pressure Ratio	Reservoir Size	NPT		BSPP	
				Pump Only	With Low Level Indicator	Pump Only	With Low Level Indicator
H1900	Oil	19:1	–	24Y498	24Y499	25Y498	25Y499
A1900	Oil	19:1	2 liters	17C753	17C752 (NO)	18C753	18C752 (NO)
					19C752 (NC)		20C752 (NC)
A2600	Grease	26:1	4 lb	17C750	17C751 (NO)	18C750	18C751 (NO)
					19C751 (NC)		20C751 (NC)
A2800	Oil	28:1	0.6 liters	24Z020	24Z021 (NO)	24Z023	24Z024 (NO)
					24Z022 (NC)		24Z025 (NC)
			2 liters	24Z026	24Z027 (NO)	24Z029	24Z030 (NO)
					24Z028 (NC)		24Z050 (NC)
A2900	Grease	29:1	1 lb	24Z051	24Z052 (NO)	24Z054	24Z055 (NO)
					24Z053 (NC)		24Z056 (NC)
			4 lb	24Z057	24Z058 (NO)	24Z060	24Z061 (NO)
					24Z059 (NC)		24Z062 (NC)

Pump Model	Fluid	Pressure Ratio	Reservoir Size	NPT			
				Low Level Detection	Pneumatic Vent Valve	Electric Vent Valve	Series Progressive
A4000	Oil	40:1	5.5 liters	–	17P752	17T195	17T178
				Yes	17P753	17T196	17T179
			7.5 lb	–	17P750	17T193	17T176
	Yes			17P751	17T194	17T177	
	13 lb		Yes	17U217	–	–	

LubePro™ Accessories

Part Number	Description	Maximum Working Pressure	Pump Compatibility					
			A1900	H1900	A2600	A2800	A2900	A4000
105474	3-way air valve, 150 psi (10 bar), 1/2 NPSM(F) conduit ports for wiring, 1/4 NPT(F) air ports. 24 VDC/120 VAC	150 psi (10.3 bar)				•	•	•
128305	4-way air valve, 12 VDC		•	•	•			
128254	4-way air valve, 24 VDC		•	•	•			
128255	4-way air valve, 120 VAC		•	•	•			
128257	4-way air valve, 240 VAC		•	•	•			
560734	Air valve reservoir mounting bracket		•		•			
24Y079	4-way air valve installation kit – 12 VDC air valve, bracket, air lines, fittings		•		•			
24Y080	4-way air valve installation kit – 24 VDC air valve, bracket, air lines, fittings		•		•			
24Y081	4-way air valve installation kit – 120 VAC air valve, bracket, air lines, fittings		•		•			
24Y082	4-way air valve installation kit – 240 VAC air valve, bracket, air lines, fittings		•		•			
121474	Female coupler. Quick-disconnect. 1/4 in NPT. Mates with fill stud on LubePro grease pumps.	3,700 psi (255 bar)	•	•	•	•	•	•



121474

Pneumatic Pumps

Modu-Flo®

Features and Benefits

Mix and match pumps, reservoir and manifolds in any configuration to meet any application. Replace the pump or reservoir without disconnecting lubrication lines.

- Easy to standardize on components and reduce inventory
- Adjustable pump output for fast, convenient customizing

Typical Applications

- In plant machinery, presses and mixers

Lubrication Used

- Oil and Grease up to NLGI #2

Technical Specifications

Output per Stroke

AL-5	0.01 to 0.03 in ³ (0.16 to 0.49 cm ³)
AL-25	0.03 to 0.12 in ³ (0.49 to 1.96 cm ³)
AL-50	0.06 to 0.24 in ³ (0.94 to 3.93 cm ³)
Max Strokes per Minute	30
Max Output Pressure	3,000 psi (207 bar)
Ratio	30:1

Ordering Information

Modu-Flo Pumps w/out Reservoirs	
563304	AL-5, Pneumatic 30:1, 0.010-0.030 in ³ /stroke, 0.164-0.492 cm ³
563306	AL-25, Pneumatic 30:1, 0.030-0.120 in ³ /stroke, 0.492-1.966 cm ³
563308	AL-50, Pneumatic 30:1, 0.060-0.240 in ³ /stroke, 0.938-3.933 cm ³
Modu-Flo Pump Assembly Repair Kits	
563902	AL-5, Single or Double Acting Repair Kit
563903	AL-25, Single or Double Acting Repair Kit
563904	AL-50, Single or Double Acting Repair Kit
563337	Modu-Flo Pump Mounting Kit - Mounting Screws, O-Rings
Modu-Flo Manifold Kits	
563329	Pump/Reservoir Manifold only (NPT)
563324	Pump/Reservoir Manifold (NPT) w/Outlet Check Valve, System Fill Check Valve, Blowout Assembly, 0-3,000 psi Pressure Gauge
563331	Pump/Reservoir Manifold (NPT) w/Outlet Check Valve, System Fill Check Valve, Tubed Blowout Assembly, 0-3,000 psi Pressure Gauge
563355	Pump/Reservoir Manifold (SAE) w/Outlet Check Valve, System Fill Check Valve, Blowout Assembly, Pressure Gauge
563323	Remote Pump Manifold (NPT) w/Outlet Check Valve, System Fill Check Valve, Blowout Assembly
563330	Remote Pump Manifold (NPT) w/Outlet Check Valve, System Fill Check Valve, Tubed Blowout Assembly
NOTE: Manifolds include yellow blowout disks for use in oil applications. When used with grease, replace with red disk, p/n 557434.	
Modu-Flo Oil Reservoirs	
562891	5 pt Plastic Cylindrical Reservoir
562904	6 pt Plastic Cylindrical Reservoir
562889	12 pt Plastic Cylindrical Reservoir
562890	20 pt Plastic Cylindrical Reservoir
563319	12 pt Tank
563320	24 pt Tank
563321	40 pt Tank



Pump package shown with oil reservoir



Pump package shown with grease reservoir

Pneumatic Pumps

Modu-Flo®

Ordering Information

Modu-Flo Grease Reservoirs	
562910	3 lb Plastic Cylindrical Reservoir
562911	3 lb Plastic Cylindrical Reservoir w/Low Level Switch Actuator (order separately)
562888	5 lb Plastic Cylindrical Reservoir
562905	6 lb Plastic Cylindrical Reservoir
562884	12 lb Plastic Cylindrical Reservoir
562885	20 lb Plastic Cylindrical Reservoir
564264	5 lb Metal Cylindrical Reservoir
562906	6 lb Metal Cylindrical Reservoir
562886	12 lb Metal Cylindrical Reservoir
562887	20 lb Metal Cylindrical Reservoir
Modu-Flo Low Level Switch Assemblies	
563316	15 amp Low Level Switch for 5 and 12 pt Cylindrical Oil Reservoirs, SPDT
563318	15 amp Low Level Switch for 6 pt Cylindrical Oil Reservoirs and all Tank Reservoirs, SPDT
563317	15 amp Low Level Switch for 20 pt Cylindrical Oil Reservoirs, SPDT
563014	10 watt Low Level Switch for 6 pt Cylindrical Oil Reservoirs and all Tank Reservoirs, SPST
563015	10 watt Low Level Switch for 5 and 12 pt Cylindrical Oil Reservoirs, SPST
563016	10 watt Low Level Switch for 20 pt Cylindrical Oil Reservoirs, SPST
564322	10 watt Low Level Switch for 12, 24 and 40 pt Tanks, Dual SPST
563322	Low Level Switch for 5, 6, 12 and 20 pt Cylindrical Grease Reservoirs
557825	Replacement Low Level Switch for 563014, 563015, 563016
557781	Replacement Low Level Switch for 563322
Modu-Flo Pressure Switch Assemblies	
557829	Pressure Switch for all Reservoirs
563325	High Pressure Blowout Switch for 5 pt or 5 lb Reservoirs
563326	High Pressure Blowout Switch for 12 and 20 pt or 12 and 20 lb Reservoirs
563327	High Pressure Blowout Switch for all Rectangular Reservoirs
Modu-Flo Solenoid Valves	
563315	3-Way Pneumatic Solenoid Valve, 115 VAC
563332	3-Way Pneumatic Solenoid Valve, 24 VDC
Modu-Flo Timer Kits	
563339	Solid State AC Timer for all Tanks
563340	Solid State AC Timer for 5 pt and 5 lb Cylindrical Reservoirs
563341	Solid State AC Timer for 6, 12 and 20 pt, 6, 12 and 20 lb Cylindrical Reservoirs

Pneumatic Pumps

E-Series™

Designed for Reliability

The E-Series pump is a great, minimum cost, entry level alternative to standard pneumatic pump products. This all-in-one pump package comes complete with no assembly required and is easy to install. All pump packages include high-pressure rupture disc assembly and lube outlet check valve. The E-Series offers many reservoir options for either grease or oil. Great for any application where price is a concern and installation time is at a premium.

- Easy field installation of accessories without disturbing existing plumbing
- Smart pump design with few moving parts ensures long-lasting dependability

Typical Applications

- Presses and other in-plant machines

Lubrication Used

- Oil up to 30,000 SUS
- Grease up to NLGI #2

Technical Specifications

Output per Stroke	0.03 in ³ (0.49 cm ³)
Max Output Pressure	2,000 psi (138 bar)
Ratio	20:1
Reservoir Material	Plastic, Cylindrical or Rectangular
Reservoir Size	3 and 6 lb (1.36 kg and 2.72 kg), 4 pt (1.89 liter)
Air Pressure	40 to 150 psi (2.8 to 10.3 bar)
Cycle Rate	10 CPM grease, 30 CPM oil



563364

Ordering Information

E-Series Assemblies with Fixed Output Pump	
563365	E-Series Pump with 3 lb (1.36 kg) Plastic Cylindrical Grease Reservoir, Low Level Switch, Pressure Gauge
563363	E-Series Pump with 6 lb (2.72 kg) Plastic Cylindrical Grease Reservoir with 2,350 psi (162 bar) Rupture Disc
563364	E-Series Pump with 6 lb (2.72 kg) Plastic Cylindrical Grease Reservoir, Low Level Switch with 2,350 psi (162 bar) Rupture Disc
563361	E-Series Pump with 4 pt (1.89 liter) Plastic Rectangular Oil Reservoir
563362	E-Series Pump with 4 pt (1.89 liter) Plastic Rectangular Oil Reservoir, Low Level Switch
E-Series Components	
563358	Fixed Output Pump only – with 1,750 psi (121 bar) Rupture Disc
563367	Adjustable Output Pump – .01- 0.03 in ³ (0.16-0.49 cm ³) (*not fitted with Rupture Disc Assembly)
E-Series Oil Reservoirs	
563359	4 pt (1.89 liter) Plastic Rectangular Reservoir
562891	5 pt (2.36 liter) Plastic Cylindrical Reservoir
562904	6 pt (2.84 liter) Plastic Cylindrical Reservoir
562889	12 pt (5.67 liter) Plastic Cylindrical Reservoir
562890	20 pt (9.45 liter) Plastic Cylindrical Reservoir
564375	40 pt (18.93 liter) Cylindrical – Plastic
563319	12 pt (5.67 liter) Rectangular – Metal
563320	24 pt (11.36 liter) Rectangular – Metal
563321	40 pt (18.93 liter) Rectangular – Metal

Pneumatic Pumps

E-Series™

Ordering Information

E-Series Grease Reservoirs	
562910	3 lb (1.36 kg) Plastic Cylindrical Reservoir
562888	5 lb (2.26 kg) Plastic Cylindrical Reservoir
564264	5 lb (2.26 kg) Metal Cylindrical Reservoir
562905	6 lb (2.71 kg) Plastic Cylindrical Reservoir
562906	6 lb (2.71 kg) Metal Cylindrical Reservoir
562884	12 lb (5.42 kg) Plastic Cylindrical Reservoir
562886	12 lb (5.42 kg) Metal Cylindrical Reservoir
562885	20 lb (9.04 kg) Plastic Cylindrical Reservoir
562887	20 lb (9.04 kg) Metal Cylindrical Reservoir
E-Series Low Level Options - Not available for 3 lb Cylindrical Reservoirs	
563378	10 watt Low Level Switch for 4 pt (1.89 liter) Rectangular Oil Reservoirs
563015	10 watt Low Level Switch for 5 pt (2.36 liter) and 12 pt (5.67 liter) Cylindrical Oil Reservoirs
563016	10 watt Low Level Switch for 20 pt (9.46 liter) Cylindrical Oil Reservoirs
563316	15 amp Low Level Switch for 5 pt (2.37 liter) and 12 pt (5.68 liter) Cylindrical Oil Reservoirs, SPDT
563318	15 amp Low Level Switch for 6 pt (2.84 liter) Cylindrical Oil Reservoirs and all Tank Reservoirs, SPDT
563317	15 amp Low Level Switch for 20 pt (9.45 liter) Cylindrical Oil Reservoirs
563322	15 amp Low Level Switch for all Grease Reservoirs
557826	10 watt Replacement Switch
557781	15 amp Replacement Switch
E-Series Accessories - For Field Installation	
563315	3-Way Modular Pneumatic Valve - 115 VAC
563332	3-Way Modular Pneumatic Valve - 24 VDC
563909	Pump Repair Kit (fixed output)
563945	Pump Repair Kit (adjustable E-Series Pump)

Pneumatic Pumps

MSA-10™ and MSA-100™

Durable In-Line Pumps

MSA Series products are used together with main lubrication supply lines where the pump is fed directly with no additional reservoir required. No reservoir makes the MSA Series ideal for locations that are difficult to reach or undesirable to enter. Use the MSA-10 for standard applications and the MSA-100 when high operating pressures and larger outputs are required.

- Ideal for applications where space is a premium
- Handles high pressure lubricant feed of direct line intake
- Used with or without a reservoir for the ultimate flexibility

Typical Applications

- In-plant manufacturing presses, machinery and processing equipment

Lubrication Used

- Oil and Grease up to NLGI #2

Technical Specifications

MSA-10

Material	Steel
Output per Stroke	0.04 to 120 in ³ (0.66 to 1.97 cm ³)
Max Pump Strokes per Minute	Single-Acting - 15 Double-Acting - 60
Max Output Pressure	3,000 psi (207 bar)
Air Pressure	40 to 150 psi (2.8 to 10.3 bar)
Max Lube Inlet	500 psi (34 bar)
Ratio	25:1


MSA-100

Material	Aluminum
Seals	Buna-N and Fluoroelastomer
Output per Stroke	0.4 to 0.8 in ³ (6.57 to 13.11 cm ³)
Max Pump Strokes per Minute	Single-Acting - 15 Double-Acting - 30
Max Output Pressure	3,000 psi (207 bar)
Air Pressure	60 to 140 psi (4.1 to 9.7 bar)
Max Lube Inlet	500 psi (34 bar)
Ratio	25:1

*Supplied with Rupture-to-Atmosphere Indicator rated to 1,450 psi (100 bar) (standard)

Ordering Information

MSA Pumps	
562854	MSA-10 Air Operated Pump
562855	MSA-100 Air Operated Pump
MSA Kits	
563912	MSA-10 Repair Parts Kit
563913	MSA-100 Repair Parts Kit
MSA Restrictor Valve	
563072	Air Inlet Restrictor Valve for MSA-10 and MSA-100



Pneumatic Pumps

Injecto-Flo® AO-1

Compact Air-Operated Oil Pump

The AO-1 pneumatic pumps are compact in size to fit into any application, but deliver higher pump output rates with its short pump off time between cycles. Great for applications using piston distributors for oil lubrication. Several reservoir sizes and materials to choose from. Has built-in vent valve to get you up and running fast.

Typical Applications

- Small to medium machine tools

Lubrication Used

- Oil – 250 to 5,000 SUS

Technical Specifications

Output per stroke (single shot only)	0.80 in ³ (13 cm ³)
Maximum output pressure.	450 psi (31 bar)
Ratio	4.5:1
Reservoir material.	Plastic or metal, rectangular
Reservoir size.	4.2 pt (2 liter) or 6.4 pt (3 liter)
Minimum on-time.5 seconds
Minimum off-time.15 seconds

Ordering Information

Injecto-Flo AO-1 Pumps	
562845	Pump, 4.2 pt (2 liter) plastic rectangular reservoir
562846	Pump, 6.4 pt (3 liter) metal rectangular reservoir
Low Level Switches	
556018	Low level switch for 2 and 3 liter reservoirs



562845

Pneumatic Pumps

LubriSystem®

Air Operated Pump for Single Line Parallel Systems

Easy to design, modify and adjust for oil or grease applications large or small. Great for operation of piston distributors. Combine with LubriSystem injectors for easy, low cost system design solutions.

- Ability to serve large systems – up to 100 lube points or more
- Efficient design promotes increase productivity and less downtime
- Several reservoir choices for both oil and grease applications

Typical Applications

- In plant equipment and machinery

Lubrication Used

- Oil and Grease up to NLGI #1

Technical Specifications

Output per Stroke	1.5 in ³ (24.6 cm ³)
Max Output Pressure360 to 1,350 psi (25 to 93 bar)
Air Inlet Pressure	40 to 150 psi (3 to 10 bar)
Ratio9:1
Reservoir Material	Plastic, Cylindrical
Reservoir Size	6 lb (2.72 kg), 12 lb (5.44 kg) or 20 lb (9.06 kg), 6 pt (2.84 liter), 12 pt (5.68 liter) or 20 pt (9.46 liter)



563575

Ordering Information

LubriSystem Pump w/out Reservoir	
563579	Standard Pump
LubriSystem Standard Oil Pumps	
563574	LubriSystem Pump w/6 pt (2.84 liter) Plastic Cylindrical Reservoir
563575	LubriSystem Pump w/12 pt (5.68 liter) Plastic Cylindrical Reservoir
563576	LubriSystem Pump w/20 pt (9.46 liter) Plastic Cylindrical Reservoir
563577	LubriSystem Pump w/6 pt (2.84 liter) Plastic Cylindrical Reservoir, 10 watt Low Level Switch
563578	LubriSystem Pump w/12 pt (5.68 liter) Plastic Cylindrical Reservoir, 10 watt Low Level Switch
LubriSystem Standard Air Operated Pumps Reservoir Assemblies	
563571	LubriSystem Pump w/6 lb (2.72 kg) Plastic Cylindrical Reservoir
563572	LubriSystem Pump w/6 lb (2.72 kg) Plastic Cylindrical Reservoir, Low Level Switch
563573	LubriSystem Pump w/12 lb (5.44 kg) Plastic Cylindrical Reservoir, Low Level Switch
LubriSystem Plastic Oil Reservoirs	
562892	12 pt (5.68 liter) Reservoir
562893	20 pt (9.46 liter) Reservoir
LubriSystem Plastic Grease Reservoirs	
562907	6 lb (2.72 kg) Reservoir
562896	12 lb (5.44 kg) Reservoir
562897	20 lb (9.06 kg) Reservoir

LubriSystem Low Level Switches - Oil Reservoirs only	
563014	10 watt Low Level Switch for 6 pt (2.84 liter) Reservoirs
563015	10 watt Low Level Switch for 12 pt (5.68 liter) Reservoirs
563016	10 watt Low Level Switch for 20 pt (9.46 liter) Reservoirs
563318	15 amp Low Level Switch for 6 pt (2.84 liter) Reservoirs
563316	15 amp Low Level Switch for 12 pt (5.68 liter) Reservoirs
563317	15 amp Low Level Switch for 20 pt (9.46 liter) Reservoirs
LubriSystem Low Level Switches - Grease Reservoirs only	
563322	15 amp Low Level Switch for all Grease Reservoirs
LubriSystem Solenoid Valves	
563315	115 VAC Solenoid Valve
563332	24 VDC Solenoid Valve
LubriSystem Repair Kits	
563762	Standard Pump Repair/Rebuild Kit - includes Pump Diaphragm

Manual Pumps

Grease Gun

Features and Benefits

A simple, compact, cost-effective way to deliver oil or grease. Ideal for purging existing centralized systems when changing lubrication or performing maintenance.

- Ideal for troubleshooting and system testing
- Handy carrying case for easy portability

Lubrication Used

- Oil and Grease

Technical Specifications

Output per Stroke 0.09 in³ (1.5 cm³)
Pressure Rating 5,000 psi (345 bar)
Reservoir Capacity 1 pint (500 cm³), 1 lb (0.453 kg) or use 14-14.5 oz grease cartridge
Pump body and Reservoir Material Steel
Storage Case Material. HDPE Plastic



562857

Ordering Information

Manual Grease Gun	
562857	Pump package with carrying case
558959	Wall mount bracket
200389	6 in rigid extension

Manual Pumps

PH Pump™

Versatile and Tough

Built with aluminum and steel components to meet the high standards of performance and quality you expect from Graco products. Available with a choice of standard clear plastic or metal Modu-Flo reservoirs for either oil or grease. Modular pump/reservoir design plus built-in features enable the PH Manual Pump to be customized for a wide range of applications.

- Built-in volume indicator provides easy verification that lubricant is being delivered to the system and that divider valves are completing lube cycles
- Single-acting positive displacement pump design minimizes the number of moving and wearing parts for extended pump life and reduced maintenance
- Built-in automatic relief valve protects system components from over-pressure
- Built-in outlet check valve prevents back pressure from damaging pump and minimizes chance for contaminants to get into the pump or the lube supply

Typical Applications

- In-plant equipment and machinery
- Mobile equipment equipped with an EZ-Greaser system

Lubrication Used

- Oil and Grease

Technical Specifications

Pump Output	0.150 in ³ (2.46 cm ³) per full stroke
Maximum Operating Pressure	3,000 psi (207 bar)
High Pressure Protection Relief Valve	Set @ 2,500 psi (172 bar)
Force to Operate Handle	29 lb (13.14 kg) per 1,000 psi @ rated pressure
Reservoir Capacities	5 pint (2.37 liter) or 5 lb (2.27 kg), 6 pint (2.84 liter) or 6 lb (2.72 kg), 12 pint (5.68 liter) or 12 lb (5.44 kg), 20 pint (9.46 liter) or 20 lb (9.06 kg)

Ordering Information

PH Pump	
563393	Pump (w/out reservoir)
564378	Pump w/5 pint (2.37 liter) Plastic Cylindrical Oil Reservoir
564379	Pump w/5 lb. (2.27 kg) Plastic Cylindrical Grease Reservoir
564381	Pump w/5 lb. (2.27 kg) Metal Cylindrical Grease Reservoir
564389	Pump w/6 lb. (2.72 kg) Plastic Cylindrical Grease Reservoir
564383	Pump w/12 lb. (5.44 kg) Plastic Cylindrical Grease Reservoir
564386	Pump w/20 lb. (9.06 kg) Plastic Cylindrical Grease Reservoir
564385	Pump w/20 pint (9.46 liter) Plastic Cylindrical Oil Reservoir
564384	Pump w/12 lb. (5.44 kg) Metal Cylindrical Grease Reservoir
564387	Pump w/6 pint (2.84 liters) Plastic Cylindrical Oil Reservoir
557864	3,000 psi (210 bar) Dual Scale Pressure Gauge
563160	Automatic 2,500 psi (172 bar) Relief Valve
558906	Coupler for Grease Fill Stud



564379

Manual Pumps

LubriSystem®

Features and Benefits

The LubriSystem hand pump package offers versatility for use in any application, large or small. Great for operation with Injectors or Piston Distributors, with oil or grease. Sturdy construction of aluminum and steel to provide years of service. Compact design can be used in areas where space is limited. Rugged bracket allows the pump package to be mounted in place in any applications.

- Bracket-mount design for easy installation
- Rugged design for years of operation
- Built-in pressure venting for use with injectors

Typical Applications

- General machinery lubrication where power is limited or not available

Lubrication Used

- Oil
- Grease up to NLGI #1

Technical Specifications

Output per Stroke	0.125 in ³ (2 cm ³)
Output Pressure	3,000 psi (207 bar)
Force to Operate Handle20 lb (9 kg) per 1,000 psi (69 bar)
Reservoir	Plastic, Cylindrical
Reservoir Size.	6 pint (2.84 liter) or 6 lb (2.72 kg), 12 pint (5.68 liter) or 12 lb (5.44 kg), 20 pint (9.46 liter) or 20 lb (9.06 kg)



564422

Ordering Information

LubriSystem Hand-Operated Pumps	
564419	Hand Pump w/12 pt (5.86 liter) Plastic Oil Reservoir, 3,000 psi Gauge
564420	Hand Pump w/20 pt (9.46 liter) Plastic Oil Reservoir, 3,000 psi Gauge
564421	Hand Pump w/6 lb (2.72 kg) Plastic Grease Reservoir, 3,000 psi Gauge
564422	Hand Pump w/12 lb (5.44 kg) Plastic Grease Reservoir, 3,000 psi Gauge
564423	Hand Pump w/20 lb (9.06 kg) Plastic Grease Reservoir, 3,000 psi Gauge
LubriSystem Hand-Operated Pump Components	
563580	Hand Pump Body w/out Reservoir
LubriSystem Hand-Operated Pump Pressure Gauge	
557864	3,000 psi Gauge
LubriSystem Hand-Operated Pump Reservoirs	
562904	6 pt (2.84 liter) Plastic Oil Reservoir
562889	12 pt (5.68 liter) Plastic Oil Reservoir
562890	20 pt (9.46 liter) Plastic Oil Reservoir
562905	6 lb (2.72 kg) Plastic Grease Reservoir
562884	12 lb (5.44 kg) Plastic Grease Reservoir
562885	20 lb (9.06 kg) Plastic Grease Reservoir

Manual Pumps

Thrif-T Luber®

Features and Benefits

A simple and effective positive displacement pump that delivers up to 0.50 cubic inches per stroke. Compact design easily mounts on any piece of equipment. A spring return drives the piston for controlled lubrication delivery.

- Modular system design allows configurations to work in all applications
- Easy to standardize on components and reduce inventory
- Adjustable pump output for fast, convenient customizing

Typical Applications

- Small machine tools

Lubrication Used

- Oil (100-10,000 SUS)

Technical Specifications

Output per Stroke 0.50 in³ (8.2 cm³)
 Output Pressure 75 psi (5 bar)
 Operating Temp 0°F to 140°F (-17.8°C to 60°C)
 Reservoir Size 4 pt (1.89 liter)

Ordering Information

Thrif-T Lube Pump	
564012	TLMP-00 - Thrif-T Luber Manual Pump, Standard



564012

Mechanical Pumps

Lube Master® Ratchet Drive Pump

Features and Benefits

Lubricates only while the machine is running! The Lube Master Clutch Drive is a rugged, reliable pump powered mechanically by the machine using the lubrication. This pump is ideal for applications where lubrication cycles vary and are unpredictable.

- Rugged design for harsh-duty applications
- Mechanical link to machine—lubricates only while machine is running
- No separate power supply required

Typical Applications

- Presses, Banbury mixers, rubber mills, upsetters, heading machines, crane trolleys

Lubrication Used

- Oil and Grease up to NLGI #2



LM5214

Technical Specifications

Min./Max. Pump Output Chart				Output Per Hour	
Degrees of Throw	Effective Ratio	Impulses Per Minute	Pump Strokes Per Hour	Minimum	Maximum
12°	30:1	5 Min.	10	0.100 in ³ (1.639 cm ³)	0.500 in ³ (8.195 cm ³)
60°	6:1	150 Max.	1500	15.00 in ³ (245.85 cm ³)	75.00 in ³ (1,229.25 cm ³)

Ordering Information

Lube Master	
LM6214	20 lb (9.06 kg) Plastic Grease Reservoir (562897), Clutch Drive w/Arm (563383), Low Level Switch (12 lb / 5.44 kg and 20 lb / 9.06 kg Grease, SPDT) (563322)
LM8211	20 lb (9.06 kg) Metal Grease Reservoir (562899), Clutch Drive w/Arm (563383)
LM4211	20 pt (9.46 liter) Metal Oil Reservoir (562895), Clutch Drive w/Arm (563383)
LM7211	12 lb (5.44 kg) Metal Grease Reservoir (562898), Clutch Drive w/Arm (563383)
LM5211	12 lb (5.44 kg) Plastic Grease Reservoir (562896), Clutch Drive w/Arm (563383)
LM5214	12 lb (5.44 kg) Plastic Grease Reservoir (562896), Clutch Drive w/Arm (563383), Low Level Switch (12 lb / 5.44 kg and 20 lb / 9.06 kg Grease, SPDT) (563322)

See page 23 for a complete Lube Master ordering menu.

Mechanical Pumps

MLS Series™

Simple Installation and Operation

MLS Mechanical Lube Pumps are designed for automatic lubrication of machinery where machine motion can be used as the power source for the pump. Two pump types are available where the mechanical action is transmitted directly to the pump piston, combining compactness and simplicity. RMLS Pumps are equipped with a cam roller for cam or stop actuation. The EMLS-5 Pump is furnished with a drive arm with adjustable clevis position for powering the pump via a connecting rod from an eccentric pin in the end of a rotating shaft or other back-and-forth movement.

Typical Applications

- Where mechanical machine drive can be utilized

Technical Specifications

Minimum Piston Stroke Lube Discharge

RMLS-5	0.005 in ³ @ 3/16 in
RMLS-50	0.050 in ³ @ 5/16 in

Max Piston Stroke Lube Discharge


RMLS-5	0.012 in ³ @ 3/8 in
RMLS-50	0.050 in ³ @ 17/32 in

EMLS-5

Arm Travel	2-3/4 in, 2-1/16 in, 1-5/16 in
Piston Travel	3/8 in, 9/32 in, 1-5/16 in
Lube Discharge	0.012 in ³ , 0.008 in ³ , 0.005 in ³

Ordering Information

MLS Series Pumps	
562860	RMLS-5
562861	EMLS-5
562858	RMLS-50
563900	RMLS/EMLS-5 Repair Kit
563901	RMLS-50 Repair Kit



RMLS Pump



EMLS Pump

Hydraulic Pumps

Modu-Flo®

Features and Benefits

The Modu-Flo system is ideal for applications where minimizing downtime is critical. Customizing is easy—just mix and match pumps, reservoir and manifolds in any configuration to meet any application. Replace the pump or reservoir without disconnecting lubrication lines. Choose from a wide variety of hydraulic pumps that operate with grease or oil.

- Modular system design allows configurations to work in all applications
- Easy to standardize on components and reduce inventory
- Adjustable pump output for fast, convenient customization



Typical Applications

- General machinery lubrication where power is limited or not available

Lubrication Used

- Oil
- Grease up to NLGI #2

Technical Specifications

Output per Stroke 0.010 to 0.120 in³ (0.164 to 1.966 cm³)

Ordering Information

Part Number	Model	Pump Ratio	Pump Output Range per Stroke, in ³ (cm ³)	Maximum Cycles per Minute		Input Hydraulic Pressure Range, PSI (bar)		Maximum Fluid Output Pressure, PSI (bar)	Repair Kit Part Number
				Oil	Grease	Minimum	Maximum		
563305	HLJ-5M	5.5:1	0.010 to 0.030 (0.164 to 0.492)	60	10	200 (13.8)	2,000 (138)	3,000 (207)	563905
563307	HLJ-25M		0.030 to 0.120 (0.492 to 1.966)	50					563906
563345	HLJ-5X	2.2:1	0.030 to 0.092 (0.492 to 1.508)						563925

See pneumatic Modu-Flo section for a complete list of configurable parts.

Single Line Resistive

Thrif-T Luber®

Simple Solutions to Tight Spaces and Budgets

- Fast payback—easily pays for itself!
- Easy system design and modification
- Full range of metering amounts for lubricating almost any machine
- Available in three types and ten flow ranges to meet lube requirements
- Quality sintered bronze filters won't shred or clog like felt filters

Typical Applications

- Simple time and flow metering system; ideal for small to medium-sized lathes or grinders

Typical Fluids Handled

- Oil

Technical Specifications

Cracking Pressure.....	2 psi (0.1 bar)
Maximum Pressure.....	150 psi (10 bar)
Filter Rating.....	40 micron
Orifice Type A.....	Direct to bearing
Orifice Type B.....	Manifold
Orifice Type C.....	Direct to bearing or Tee

Ordering Information

Thrif-T Luber - Type A Orifice	
564019	TLOA-0
564020	TLOA-1
564021	TLOA-2
564022	TLOA-3
564023	TLOA-4
564024	TLOA-5
564025	TLOA-2/0
564026	TLOA-3/0
564027	TLOA-4/0
564028	TLOA-5/0
Thrif-T Luber - Type B Orifice	
564038	TLOB-0
564039	TLOB-1
564040	TLOB-2
564041	TLOB-3
564042	TLOB-4
564043	TLOB-5
564044	TLOB-2/0
564045	TLOB-3/0
564046	TLOB-4/0
564047	TLOB-5/0
Thrif-T Luber - Type C Orifice	
564029	TLOC-0
564030	TLOC-1
564031	TLOC-2



564020



564034

Quality sintered bronze filters won't shred or clog like felt filters

Thrif-T Luber - Type C Orifice	
564032	TLOC-3
564033	TLOC-4
564034	TLOC-5
564035	TLOC-2/0
564036	TLOC-3/0
Thrif-T Luber Hardware	
561217	TLMB-04 - 4-Port Manifold Bar
561218	TLMB-06 - 6-Port Manifold Bar
561219	TLMB-08 - 8-Port Manifold Bar
561220	TLMB-10 - 10-Port Manifold Bar
561215	TLTF-00 - Tee
561216	TLAB-00 - Anchor Block
558220	TLBF-00 - Bearing Fitting
558189	TLCN-00 - Compression Nut
558156	TLTC-01 - Tube Clip, 1-Tube
558157	TLTC-02 - Tube Clip, 2-Tubes
558158	TLTC-03 - Tube Clip, 3-Tubes
558159	TLTC-04 - Tube Clip, 4-Tubes
Thrif-T Luber Accessories	
564053	TLLF-00 - In-Line Filter
558296	TLPG-00 - Pressure Gauge
561143	TLTP-25 - 5/32 in (3.96 mm) Tubing, 25 feet (762 cm)
563162	Relief Valve - 150 psi (10 bar)
556677	Reservoir Plug

Single Line Parallel Piston Distributors

Features and Benefits

- Piston distributor style single line meters known world-wide for fast, simple installation
- Seven different groups with two different mounting types, thread to manifold or cast manifold to serve a broad range of lube point requirements
- Metering nipples can be changed to fine-tune your dispense volumes



Typical Applications

- Compact metering system with a wide range of outputs; ideal for medium-sized cutting machine tools



Typical Fluids Handled

- Oil - 32 to 2,000 cst
- Fluid grease up to NLGI #00

Technical Specifications

	3400 Series	3410 Series	3500 Series	3510 Series	3900 Series	3910 Series
Oil/Fluid Grease	Oil	Fluid grease	Oil	Fluid grease	Oil	Fluid grease
Reset Pressure	150 psi (10 bar)	150 psi (10 bar)	150 psi (10 bar)	150 psi (10 bar)	150 psi (10 bar)	150 psi (10 bar)
Max. Operating Pressure	650 psi (45 bar)	650 psi (45 bar)	650 psi (45 bar)	650 psi (45 bar)	650 psi (45 bar)	650 psi (45 bar)
Output Range	.0006 to .009 in ³ (0.01 to 0.16 cm ³)	.0006 to .006 in ³ (0.01 to 0.10 cm ³)	.006 to .036 in ³ (0.1 to 0.6 cm ³)	.006 to .018 in ³ (0.1 to 0.3 cm ³)	0.012 to 0.09 in ³ (0.2 to 1.5 cm ³)	.006 to .018 in ³ (0.1 to 0.3 cm ³)
Metering Nipple Options	5	4	4	3	5	3
Cast Manifold Outlets	2, 3, or 5	2, 3, or 5	2, 3, or 5	2, 3, or 5	2 or 3	2 or 3

Ordering Information

3400 Series Single Point Piston Distributors - Oil	
558306	0.01 cm ³ Output, M8 x 1
558307	0.03 cm ³ Output, M8 x 1
558308	0.06 cm ³ Output, M8 x 1
558309	0.10 cm ³ Output, M8 x 1
558310	0.16 cm ³ Output, M8 x 1
122804	0.01 cm ³ Output, M10 x 1
122805	0.03 cm ³ Output, M10 x 1
122806	0.06 cm ³ Output, M10 x 1
122807	0.10 cm ³ Output, M10 x 1
122808	0.16 cm ³ Output, M10 x 1
3410 Series Single Point Piston Distributors - Fluid Grease	
121654	0.01 cm ³ Output, M8 x 1
121655	0.03 cm ³ Output, M8 x 1
121656	0.06 cm ³ Output, M8 x 1
121657	0.10 cm ³ Output, M8 x 1

3400/3410 Series Bar Manifolds – use with M8 Piston Distributors		
Part Number	Inlet Thread	Outlet Thread and Quantity
15X624	M8	M8-1 Port (Tee)
15X667	M10	M8-2 Port
15X668	M10	M8-3 Port
15X669	M10	M8-4 Port
15X670	M10	M8-5 Port
15X671	M10	M8-6 Port
15X672	M10	M8-7 Port
15X673	M10	M8-8 Port
15X674	M10	M8-10 Port
15X683	M14	M8-2 Port
15X684	M14	M8-3 Port
15X685	M14	M8-4 Port
15X686	M14	M8-5 Port
15X687	M14	M8-6 Port
15X688	M14	M8-7 Port
15X689	M14	M8-8 Port
15X690	M14	M8-10 Port

Single Line Parallel

Piston Distributors

Ordering Information

3500 Series Single Point Piston Distributors - Oil

121658	0.10 cm ³ Output, M10 x 1
121659	0.20 cm ³ Output, M10 x 1
121660	0.40 cm ³ Output, M10 x 1
121661	0.60 cm ³ Output, M10 x 1

3510 Series Single Point Piston Distributors - Fluid Grease

121662	0.10 cm ³ Output, M10 x 1
121663	0.20 cm ³ Output, M10 x 1
121664	0.30 cm ³ Output, M10 x 1

3500/3510 Series Bar Manifolds – use with M10 Piston Distributors

Part Number	Inlet Thread	Outlet Thread and Quantity
15X625	M10	M10-1 Port (Tee)
15X675	M10	M10-2 Port
15X676	M10	M10-3 Port
15X677	M10	M10-4 Port
15X678	M10	M10-5 Port
15X679	M10	M10-6 Port
15X680	M10	M10-7 Port
15X681	M10	M10-8 Port
15X682	M10	M10-10 Port
15X691	M14	M10-2 Port
15X692	M14	M10-3 Port
15X693	M14	M10-4 Port
15X694	M14	M10-5 Port
15X695	M14	M10-6 Port
15X696	M14	M10-7 Port
15X697	M14	M10-8 Port
15X698	M14	M10-10 Port

3900 Series Single Point Piston Distributors - Oil

121665	0.20 cm ³ Output, M14 x 1.5
121666	0.40 cm ³ Output, M14 x 1.5
121667	0.60 cm ³ Output, M14 x 1.5
121668	1.00 cm ³ Output, M14 x 1.5
121669	1.50 cm ³ Output, M14 x 1.5

3910 Series Single Point Piston Distributors - Fluid Grease

122825	0.10 cm ³ Output, M12 x 1
122826	0.20 cm ³ Output, M12 x 1
122827	0.30 cm ³ Output, M12 x 1
121670	0.10 cm ³ Output, M14 x 1.5
121671	0.20 cm ³ Output, M14 x 1.5
121672	0.30 cm ³ Output, M14 x 1.5

3900/3910 Series Bar Manifolds – use with M14 Piston Distributors

Part Number	Inlet Thread	Outlet Thread and Quantity
15X626	M14	M14-1 Port (Tee)
15X699	M14	M14-2 Port
15X700	M14	M14-3 Port
15X701	M14	M14-4 Port
15X702	M14	M14-5 Port
15X703	M14	M14-6 Port
15X704	M14	M14-7 Port
15X705	M14	M14-8 Port
15X706	M14	M14-10 Port

Single Line Parallel

Single Line Parallel Piston Distributors

Ordering Information

3400 Cast Manifolds	
122841	2 Outlets, Oil PD, Complete w/Red Plastic Cover
122861	3 Outlets, Oil PD, Complete w/Red Plastic Cover
122862	5 Outlets, Oil PD, Complete w/Red Plastic Cover
3400 Metering Nipples	
122989	0.01 cm ³ (#1)
558311	0.03 cm ³ (#2)
558312	0.06 cm ³ (#3)
558313	0.10 cm ³ (#4)
558314	0.16 cm ³ (#5)
3410 Cast Manifolds	
122863	2 Outlets, Fluid Grease PD, Complete w/White Plastic Cover
122864	3 Outlets, Fluid Grease PD, Complete w/White Plastic Cover
122865	5 Outlets, Fluid Grease PD, Complete w/White Plastic Cover
3410 Metering Nipples	
122990	0.01 cm ³ (#1)
558324	0.03 cm ³ (#2)
558325	0.06 cm ³ (#3)
558326	0.10 cm ³ (#4)
3500 Cast Manifolds	
122866	2 Outlets, Oil PD, Complete w/Red Plastic Cover
122868	3 Outlets, Oil PD, Complete w/Red Plastic Cover
122869	5 Outlets, Oil PD, Complete w/Red Plastic Cover
3500 Metering Nipples	
558315	0.10 cm ³ (#4)
558316	0.20 cm ³ (#5)
558317	0.40 cm ³ (#6)
558318	0.60 cm ³ (#7)
3510 Cast Manifolds	
122885	2 Outlets, Fluid Grease PD, Complete w/White Plastic Cover
122886	3 Outlets, Fluid Grease PD, Complete w/White Plastic Cover
122887	5 Outlets, Fluid Grease PD, Complete w/White Plastic Cover
3510 Metering Nipples	
558327	0.10 cm ³ (#4)
558328	0.20 cm ³ (#5)
558329	0.30 cm ³ (#6)

3900 Cast Manifolds	
122888	2 Outlets, Oil PD, Complete w/Red Plastic Cover
122889	3 Outlets, Oil PD, Complete w/Red Plastic Cover
3900 Metering Nipples	
558319	0.20 cm ³ (#5)
558320	0.40 cm ³ (#6)
558321	0.60 cm ³ (#7)
558322	1.00 cm ³ (#8)
558323	1.50 cm ³ (#9)
3910 Cast Manifolds	
122890	2 Outlets, Fluid Grease PD, Complete w/White Plastic Cover
122891	3 Outlets, Fluid Grease PD, Complete w/White Plastic Cover
3910 Metering Nipples	
558330	0.10 cm ³ (#4)
558331	0.20 cm ³ (#5)
558332	0.30 cm ³ (#6)
Direct-to-Bearing Piston Distributors - For Oil Only	
122789	Direct Type F (M14/D4/0.03 cm ³)
122790	Direct Type F (M14/D4/0.06 cm ³)
122791	Direct Type F (M14/D4/0.10 cm ³)
122792	Direct Type F (M14/D6/0.03 cm ³)
122793	Direct Type F (M14/D6/0.06 cm ³)
122794	Direct Type F (M14/D6/0.10 cm ³)
122795	Direct Type GB (D10.35/0.03 cm ³)
122796	Direct Type GB (D10.35/0.06 cm ³)
122797	Direct Type GB (D10.35/0.10 cm ³)
122798	Direct Type GC (D13.5/0.10 cm ³)
122799	Direct Type GC (D13.5/0.20 cm ³)
122800	Direct Type GC (D13.5/0.30 cm ³)
122801	Direct Type GC (D13.5/0.40 cm ³)

Refer to Graco manual #313759 for more details on Piston Distributors.


Single Line Parallel LubriSystem® Injectors

Features and Benefits

- Two piece compression fitting included for fast, easy installation
- Bundled system tubing available for easy installation
- Threaded outlet allows for manifold or direct-to-bearing mounting
- Adjustable output volume

Typical Applications

- Designed for frequent, medium-pressure metering; ideal for medium-sized forming or injection-molding machines. Includes system pressure monitoring.



Typical Fluids Handled

- Oil to NLGI #0

Technical Specifications

Operating Pressure (max)	1,000 psi (69 bar)
Output Range	0.002 to 0.024 in ³ (0.033 to 0.393 cm ³)
Minimum Pressure to Fire Injectors	450 psi (31 bar)
Reset Pressure	160 psi (11 bar)
Minimum On-Time	30 seconds
Minimum Off-Time	3 minutes

Ordering Information

Injectors				
Size #	Output in ³ (cm ³)	Adjustment Spacers	Aluminum Alloy Injectors (Oil)	Aluminum Alloy Injectors (Grease)
			Part No.	Part No.
0	0.002 (0.033)	–	24Z888	24Z682
1	0.005 (0.082)	1	24Z889	24Z683
2	0.009 (0.148)	2	24Z890	24Z684
3	0.012 (0.197)	3	24Z891	24Z685
4	0.015 (0.246)	4	24Z892	24Z686
8	0.024 (0.393)	4	24Z893	24Z681
Spare O-ring			556587	556586
LubriSystem Manifolds and Accessories				
563769	Injector cycle Indicator			
24Z808	Injector port plugs with O-ring for aluminum manifold			
555808	End of line manifold plugs			
557901	Manifold Injector Outlet Plug			
557898	Aluminum output adjustment spacer			

Single Line Parallel

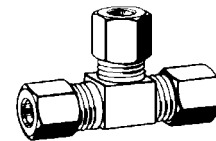
LubriSystem® Accessories

Ordering Information

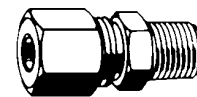
Heavy Wall Lube Lines (tubing)	
561132	Main Line (pump to manifold): 5/16 in OD x .059 in wall (7.9 mm x 1.5 mm), black, 60 feet (18.3 m) Burst Pressure Min. - 1,500 psi (103 bar) at 75°F (24°C)
561131	Point Distribution Line (injector to lube point): 3/16 in OD x .044 in wall (4.8 mm x 1.1 mm), black, 60 feet (18.3 m) Burst Pressure Min. - 2,000 psi (138 bar) at 75°F (24°C)
Self-Aligning Ferrules And Nuts	
556660	Brass Nut, w/captive ferrule, 3/16 in (4.8 mm) tube
556666	Brass Nut, w/captive ferrule, 5/16 in (7.9 mm) tube
557963	Brass Inserts for 5/16 in (7.9 mm) tubing (pack of 20)
Tees And Unions	
556636	Male Branch Tee, 5/16 in (7.94 mm) tube, 1/8 in (3.2 mm) NPTF Brass
556637	Union Tee, 5/16 (7.94 mm) tube, Brass
556647	Union, 3/16 (4.8 mm) tube, Brass
556648	Union, 5/16 (4.8 mm) tube, Brass
Brass Connectors	
556642	Female Connector, 3/16 in (4.8 mm) tube x 1/8 in (3.2 mm) NPTF
556643	Female Connector, 5/16 in (7.94 mm) tube x 1/8 in (3.2 mm) NPTF
556644	Male Connector, 3/16 in (4.8 mm) tube x 1/8 in (3.2 mm) NPTF
556645	Male Connector, 5/16 in (7.94 mm) tube x 1/8 in (3.2 mm) NPTF
556646	Male Connector, 5/16 in (7.94 mm) tube x 1/4 in (6.35 mm) NPTF
Tubing Straps	
563770	100 pieces, 11-1/2 in (292 mm)
Steel Pipe and Adapter Elbows	
15K740	1/4 in-28 in / 6.35 mm-711 cm (male) x 1/8 in (3.2 mm) NPTF (female), 90° Adapter Elbow
15K783	90° Street Elbow, 1/8 in (3.2 mm) NPTF, PTF SAE Short
557395	45° Street Elbow, 1/8 in (3.2 mm) NPTF
Brass Male Tube Elbows	
556638	3/16 in (4.8 mm) tube x 1/8 in (3.2 mm) NPTF
556639	5/16 in (7.94 mm) tube x 1/8 in (3.2 mm) NPTF
556640	5/16 in (7.94 mm) tube x 1/4 in (6.35 mm) NPTF
Harness Clamps and Brackets	
557943	5/16 in (7.94 mm) diameter
557946	3/8 in (9.53 mm) diameter
557944	7/16 in (11.11 mm) diameter
557947	1/2 in (12.7 mm) diameter
557945	5/8 in (15.22 mm) diameter
Miscellaneous	
561113	Air Line Restrictor, 1/2 in x 1/8 in (12.7 mm x 3.2 mm), M to F Pipe
561114	Air Line Restrictor, 3/8 in x 1/8 in (9.53 mm x 3.2 mm), M to F Pipe
557374	Trabon Style Fill Stud
557880	Grease Jockey Style Fill Stud
Fill Couplers, mate w/above fill studs	
558906	Coupler for use with 557374
121474	Coupler for use with 557880




561132




556637



556643



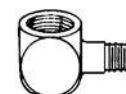
563770




15K783



556638



15K740




557947

Single Line Parallel

GL-32™ and GL-43™ Injectors

Features and Benefits

- Accurate, reliable and adjustable lubrication for each lube point. Systems are easy to design, fast to set up and allow you to add or subtract lube points without having to redesign your lubrication system
- Versatile high performance – works with oil and grease grades to NLGI #2
- All injectors come standard with fluoroelastomer seals for use with synthetic lubricants and high temperature applications – up to 350°F (176°C)



24A923

Typical Applications

- In-plant machinery, mobile equipment and anywhere adjustable lubrication output is desired

Typical Fluids Handled

- Oil (10 weight minimum) and grease up to NLGI #2

Technical Specifications

	GL-32 Grease Injectors	GL-43 Oil Injectors
Maximum Operating Pressure	3,500 psi (241 bar)	1,000 psi (69 bar)
Minimum Operating Pressure	1,200 psi (83 bar)	750 psi (52 bar)
Typical Operating Pressure	1,500 psi (103 bar)	850 psi (59 bar)
Reset Pressure	200 psi (13.7 bar)	150 psi (10 bar)
Output Volume Per Cycle (adjustable)	0.001 to 0.008 in ³ (0.02 to 0.13 cm ³)	
Maximum Temperature Rating	350°F (176°C)	
Cycle Indication	Visual pin	
Instruction Manual	313798	

Ordering Information

		GL-32 Grease Injectors		GL-43 Oil Injectors
		Carbon Steel	304 Stainless	Carbon Steel
Porting	Stand-Alone Injector, 1/4 NPT male inlet, 1/8 in OD tube outlet	24A919*	24E389*	24E240*
	Replacement Injector for manifolds, 1/8 in OD tube outlet	24A920*	24E390*	24E245*
	1-Injector Manifold, 1/4 NPT female inlet, 1/8 in OD tube outlet	24A921	24E391	24E241
	2-Injector Manifold, 1/4 NPT female inlet, 1/8 in OD tube outlet	24A922	24E392	24E242
	3-Injector Manifold, 1/4 NPT female inlet, 1/8 in OD tube outlet	24A923	24E393	24E243
	4-Injector Manifold, 1/4 NPT female inlet, 1/8 in OD tube outlet	24A924	24E394	24E244
	Replacement Injector for manifolds, 6 mm OD tube outlet	24F508*	24F550*	24F543*
	1-Injector Manifold, 1/8 BSPP female inlet, 6 mm OD tube outlet	24F509	24F551	24F544
	2-Injector Manifold, 1/8 BSPP female inlet, 6 mm OD tube outlet	24F510	24F552	24F545
	3-Injector Manifold, 1/8 BSPP female inlet, 6 mm OD tube outlet	24F511	24F553	24F546
	4-Injector Manifold, 1/8 BSPP female inlet, 6 mm OD tube outlet	24F512	24F554	24F548
	Repair/Overhaul Kit	24B360	24F944	24F201

*Must be ordered in quantities of five.

		GL-32, GL-33, GL-42 and GL-43 Outlet Fittings		
		Carbon Steel	Stainless Steel	Nickle-Plated Brass
Porting	JIC-4 male	17B168	17B169	–
	1/8 in OD tube	24B677	24F943	–
	1/8 in OD Push-to-Connect	–	–	17B879
	1/4 in OD Push-to-Connect	–	–	17B880
	1/8 in NPT female	17B780	17B781	–
	4 mm OD tube	24F513	24F555	–
	6 mm OD tube	24F514	24F556	–
	Closure Plug	17B782	17B783	–

Accessories	
24W495	Manual grease fitting adapter – compatible with 1/8 in OD tube outlet only
17B785	Measuring chamber vinyl cap

See page 58 for fitting and accessory illustrations.

Single Line Parallel

GL-33™ and GL-42™ Injectors

Features and Benefits

- Accurate, reliable and adjustable lubrication for each lube point. Systems are easy to design, fast to set up and allow you to add or subtract lube points without having to redesign your lubrication system
- Versatile high performance – works with oil and grease grades to NLGI #2
- All injectors come standard with fluoroelastomer seals for use with synthetic lubricants and high temperature applications – up to 350°F (176°C)



24W404

Typical Applications

- In-plant machinery, mobile equipment and anywhere adjustable lubrication output is desired

Typical Fluids Handled

- Oil (10 weight minimum) and grease up to NLGI #2

Technical Specifications

	GL-33 Grease Injectors	GL-42 Oil Injectors
Maximum Operating Pressure	3,500 psi (241 bar)	1,000 psi (69 bar)
Minimum Operating Pressure	1,200 psi (83 bar)	750 psi (52 bar)
Typical Operating Pressure	1,500 psi (103 bar)	850 psi (59 bar)
Reset Pressure	200 psi (13.7 bar)	150 psi (10 bar)
Output Volume Per Cycle (adjustable)	0.001 to 0.003 in ³ (0.02 to 0.05 cm ³)	
Maximum Temperature Rating	350°F (176°C)	
Cycle Indication	Visual Pin	
Instruction Manual	334495	

Ordering Information

		GL-33 Grease Injectors		GL-42 Oil Injectors
		Carbon Steel	304 Stainless	Carbon Steel
Porting	Stand-Alone Injector, 1/8 NPT male inlet, 1/8 in OD tube outlet	24W487*	24W489*	24W493*
	Replacement Injector for manifolds, 1/8 in OD tube outlet	24W483*	24W485*	24W491*
	1-injector manifold, 1/8 NPT female inlet, 1/8 in OD tube outlet	24W401	24W601	24W801
	2-injector manifold, 1/8 NPT female inlet, 1/8 in OD tube outlet	24W402	24W602	24W802
	3-injector manifold, 1/8 NPT female inlet, 1/8 in OD tube outlet	24W403	24W603	24W803
	4-injector manifold, 1/8 NPT female inlet, 1/8 in OD tube outlet	24W404	24W604	24W804
	5-injector manifold, 1/8 NPT female inlet, 1/8 in OD tube outlet	24X302	24X304	24X306
	6-injector manifold, 1/8 NPT female inlet, 1/8 in OD tube outlet	24W405	24W605	24W805
	9-injector manifold, 1/8 NPT female inlet, 1/8 in OD tube outlet	24W406	N/A	24W806
	10-injector manifold, 1/8 NPT female inlet, 1/8 in OD tube outlet	24W407	24W606	24W807
	15-injector manifold, 1/8 NPT female inlet, 1/8 in OD tube outlet	24W408	24W607	24W808
	Stand-Alone Injector, 1/8 NPT male inlet, 6 mm OD tube outlet	24W488*	24W490*	24W494*
	Replacement Injector for manifolds, 6 mm OD tube outlet	24W484*	24W486*	24W492*
	1-Injector Manifold, 1/8 BSPP female inlet, 6 mm OD tube outlet	24W501	24W701	24W901
	2-Injector Manifold, 1/8 BSPP female inlet, 6 mm OD tube outlet	24W502	24W702	24W902
	3-Injector Manifold, 1/8 BSPP female inlet, 6 mm OD tube outlet	24W503	24W703	24W903
	4-Injector Manifold, 1/8 BSPP female inlet, 6 mm OD tube outlet	24W504	24W704	24W904
	5-Injector Manifold, 1/8 BSPP female inlet, 6 mm OD tube outlet	24X303	24X305	24X307
	6-Injector Manifold, 1/8 BSPP female inlet, 6 mm OD tube outlet	24W505	24W705	24W905
	10-Injector Manifold, 1/8 BSPP female inlet, 6 mm OD tube outlet	24W506	24W706	24W906
15-Injector Manifold, 1/8 BSPP female inlet, 6 mm OD tube outlet	24W507	24W707	24W907	
Repair/Overhaul Kit	24W913	24W914	24W915	

*Must be ordered in quantities of five.

Single Line Parallel

GL-33™ and GL-42™ Injectors and Accessories

Ordering Information

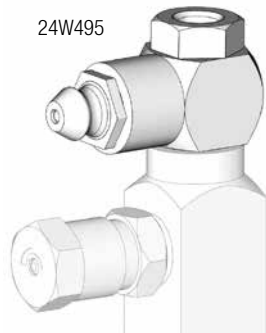
		GL-32, GL-33, GL-42 and GL-43 Outlet Fittings		
		Carbon Steel	Stainless Steel	Nickle-Plated Brass
Porting	JIC-4 male	17B168	17B169	–
	1/8 in OD tube	24B677	24F943	–
	1/8 in OD Push-to-Connect	–	–	17B879
	1/4 in OD Push-to-Connect	–	–	17B880
	1/8 in NPT female	17B780	17B781	–
	4 mm OD tube	24F513	24F555	–
	6 mm OD tube	24F514	24F556	–
	Closure Plug	17B782	17B783	–



17B879

Accessories

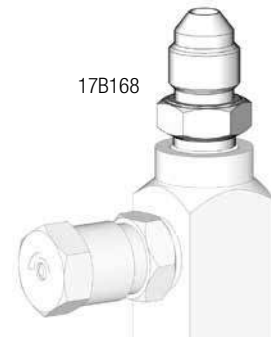
24W495	Manual grease fitting adapter – compatible with 1/8 in OD tube outlet only
17B785	Measuring chamber vinyl cap



24W495



17B780



17B168



17B782



24B677



17B785

Single Line Parallel

GL-1™ Injectors

Graco quality provides consistent performance in rugged environments.

- No vent holes to leak lubricants
- Fully-enclosed press fittings

Injector Covers

Clear, polycarbonate covers protect cycle pin indicators from contamination. (Included with GL-1 X and GL-1 XL models)

Hex-Head Adjustment Nut

Heavy-duty hex-head nut makes output adjustments simple.

Unibody Design

Rugged, single-piece body for use in harsh environments.

GL-1 Manifold

6,000 psi, 3/8 in NPT port manifolds fit pre-existing mounting patterns.

Output Spectrum Sleeves

Colored-coded spacers enable simple, targeted output volume.

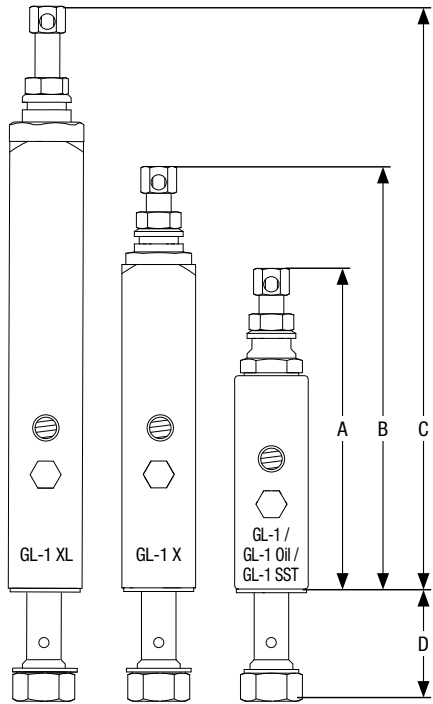


Technical Specifications

	GL-1	GL-1 Oil	GL-1 SST	GL-1 X	GL-1 XL
Maximum operating pressure	3,500 psi (241 bar)	3,500 psi (241 bar)	3,500 psi (241 bar)	6,000 psi (414 bar)	6,000 psi (414 bar)
Minimum operating pressure	1,850 psi (128 bar)	750 psi (52 bar)	1,850 psi (128 bar)	1,850 psi (128 bar)	1,850 psi (128 bar)
Reset pressure	600 psi (41 bar)	150 psi (10 bar)	600 psi (41 bar)	1,000 psi (69 bar)	1,000 psi (69 bar)
Output volume per cycle	0.008 to 0.08 in ³ (0.13 to 1.31 cm ³)	0.008 to 0.08 in ³ (0.13 to 1.31 cm ³)	0.008 to 0.08 in ³ (0.13 to 1.31 cm ³)	0.015 to 0.08 in ³ (0.25 to 1.31 cm ³)	0.035 to 0.305 in ³ (0.57 to 5.0 cm ³)
Materials	Zinc-plated carbon steel	Zinc-plated carbon steel	316 stainless steel	Zinc-plated carbon steel	Zinc-plated carbon steel

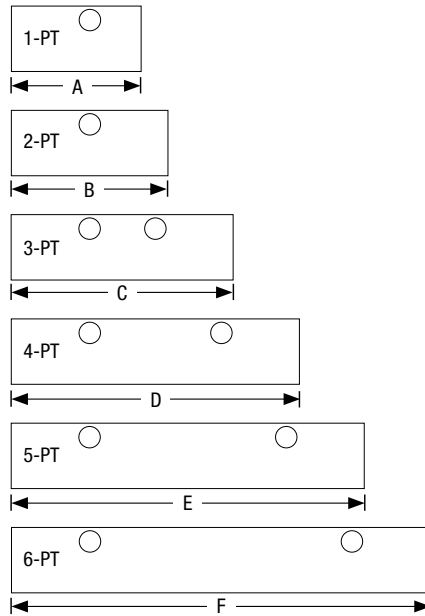
Single Line Parallel

GL-1™ Injectors



GL-1 Injector Dimensions

A	5.3 in (13.46 cm)
B	6.9 in (17.53 cm)
C	9.5 in (24.13 cm)
D	1.7 in (4.32 cm)



GL-1 Manifold Dimensions

A	2.5 in (6.35 cm)
B	3.0 in (7.62 cm)
C	4.2 in (10.67 cm)
D	5.5 in (13.97 cm)
E	6.7 in (17.02 cm)
F	8.0 in (20.32 cm)



114905



24X807



24X817

Single Line Parallel

Ordering Information

	GL-1	GL-1 Oil	GL-1 SST	GL-1 X	GL-1 XL
GL-1 Injectors and Manifold Assemblies					
GL-1 one point assembly	114901	25T641	–	24X801	24X811
GL-1 two point assembly	114902	25T642	–	24X802	24X812
GL-1 three point assembly	114903	25T643	–	24X803	24X813
GL-1 four point assembly	114904	25T644	–	24X804	24X814
GL-1 five point assembly	114905	25T645	–	24X805	24X815
GL-1 six point assembly	117206	25T646	–	24X806	24X816
GL-1 single replacement injector (no manifold)	114909	25T649	25N109	24X807	24X817
GL-1 Bare Injector Manifolds (no injectors included)					
One bank GL-1 manifold	114911	114911	25N101	114911	114911
Two bank GL-1 manifold	114912	114912	25N102	114912	114912
Three bank GL-1 manifold	114913	114913	25N103	114913	114913
Four bank GL-1 manifold	114914	114914	25N104	114914	114914
Five bank GL-1 manifold	114915	114915	25N105	114915	114915
Six bank GL-1 manifold	118206	118206	25N106	118206	118206

Single Line Parallel

GL-1™ Injectors

Ordering Information

	GL-1	GL-1 SST	GL-1 X	GL-1 XL
GL-1 Injector Accessories				
Injector cover kit, polycarbonate	17L754	17L754	17L754*	17L755*
Injector crossport kit	133095	128139	133095	133095
Zerk and cap kit (5 pack)	17Y511	17Y498	17Y511	17Y511
Adjustment screw and lock nut (5 pack)	17Y510	17Y489	–	–
Seal repair kit	241234	241234	25A081	25A080
GL-1 oil conversion kit	25E349	25E349	–	–
Injector port manifold plug	25D336	–	25D336	25D336

*Included with every GL-1 X and GL-1 XL injector.

GL-1 Manifold Mounting Weld Bar

One bank GL-1 manifold	17S392
Two bank GL-1 manifold	17S392
Three bank GL-1 manifold	17S393
Four bank GL-1 manifold	17S394
Five bank GL-1 manifold	17S395
Six bank GL-1 manifold	17S396

Output Spectrum Sleeves

GL-1 Output Target in ³ (cm ³)	Output Target Ratio		Color	10-Pack Part Number
	From Minimum	From Maximum		
GL-1 / GL-1 SST Injectors				
0.01 (0.1)	1.0	0.10	N/A	N/A
0.03 (0.5)	2.0	0.50	Red	17K601
0.05 (0.8)	3.0	0.60	Silver	17K602
0.06 (1.0)	4.0	0.80	Gold	17K603
0.08 (1.3)	5.0	1.00	Green	17K604
GL-1 X Injectors				
0.01 (0.3)	1.0	0.20	N/A	N/A
0.03 (0.5)	2.0	0.40	Red	17K601
0.04 (0.7)	3.0	0.50	Silver	17K602
0.06 (0.8)	3.3	0.60	Gold	17K603
0.07 (1.2)	5.0	0.75	Green	17K604
GL-1 XL Injectors				
0.04 (0.6)	1.0	0.10	N/A	N/A
0.05 (0.8)	1.5	0.15	Red	17K601
0.06 (1.0)	2.1	0.25	Silver	17K602
0.09 (1.5)	2.8	0.30	Gold	17K603
0.12 (2.0)	3.4	0.40	Green	17K604
0.13 (2.0)	3.9	0.45	Black	17N453
0.15 (2.5)	4.3	0.50	Purple	17N454
0.18 (3.0)	5.4	0.60	Blue	17N455
0.21 (3.5)	6.4	0.75	Orange	17N456
0.24 (4.0)	7.5	0.90	Brown	17N457
0.30 (5.0)	8.6	1.00	Yellow	17N458



Single Line Parallel

Single Line Parallel

GL-11™ Injectors

Features and Benefits

- Adjustable output volumes to custom fit the system for each lube point
- Convenient top-mounted cycle pin indicator provides quick, at-a-glance confirmation that the injector is functioning properly
- Hex head adjustment for easy turning from most any orientation

Typical Applications

- Rugged, medium-pressure metering system for pumping grease; ideal for heavier-duty applications such as mobile mining vehicles, milling, cement batch plants or material processing equipment.

Typical Fluids Handled

- Grease up to NLGI #2

Technical Specifications

Reset Pressure	600 psi (41 bar)
Maximum Pressure	3,500 psi (241 bar)
Suggested Operating Pressure.....	2,500 psi (172 bar)
Minimum Operating Pressure	1,000 psi (69 bar)
Output Range	0.05 to 0.5 in ³ (0.82 to 8.2 cm ³)
Number of Adjustment Turns.....	14
Cycle Indicator	Visual

Ordering Information

GL Injectors and Accessories	
24A918	GL-11 injector
24B359	GL-11 injector repair kit
17Y511	GL-11 zerk and cap kit (5 pack)



24A918

Single Line Parallel

Series Progressive

Compact Series Progressive (CSP) Valves


Graco Quality in a Compact Package

Compact Series Progressive (CSP) valve with broad market versatility.
Combine with field-proven Graco pumps for a complete system solution.

1/8" NPT or BSPP Inlet

Built-in Durability

Zinc iron plating stands up to harsh environments.



Variety of Configurations

6 to 22 outlets, available with or without indicators.

High Output Pressure

Maximum working pressure of 5,076 psi (350 bar).

Output to Meet Your Needs

0.012 in³ (0.2 cc)/stroke output with the ability to double-up outlets if greater output is required.

Typical Fluids Handled

- Oil or grease grades up to NLGI #2

Technical Specifications

Maximum Pressure, psi (bar)	5,076 (350)
Output Single Outlet, in ³ (cm ³)	0.012 in ³ (.20 cm ³)
Cycle Indication	Electronic proximity switch, magnetic visual indicator
Max Operating Temperature	212°F (100°C)
Material	Carbon alloy steel with zinc iron plating

Ordering Information

	NPT	BSPP
CSP Valves without Indicator		
6 outlet, 1/8 in inlet	24Z486	24Z477
8 outlet, 1/8 in inlet	24Z487	24Z478
10 outlet, 1/8 in inlet	24Z488	24Z479
12 outlet, 1/8 in inlet	24Z489	24Z480
14 outlet, 1/8 in inlet	24Z490	24Z481
16 outlet, 1/8 in inlet	24Z491	24Z482
18 outlet, 1/8 in inlet	24Z492	24Z483
20 outlet, 1/8 in inlet	24Z493	24Z484
22 outlet, 1/8 in inlet	24Z494	24Z485
CSP Valves with Indicator		
6 outlet, 1/8 in inlet	24Z504	24Z495
8 outlet, 1/8 in inlet	24Z505	24Z496
10 outlet, 1/8 in inlet	24Z506	24Z497
12 outlet, 1/8 in inlet	24Z507	24Z498
14 outlet, 1/8 in inlet	24Z508	24Z499
16 outlet, 1/8 in inlet	24Z509	24Z500
18 outlet, 1/8 in inlet	24Z510	24Z501
20 outlet, 1/8 in inlet	24Z511	24Z502
22 outlet, 1/8 in inlet	24Z512	24Z503

CSP Valve Accessories

25E935	Acrylic CSP Demo Kit
--------	----------------------

Series Progressive

Compact Series Progressive (CSP) Valve Accessories

Ordering Information

G-Lock Push-to-Connect (PTC) Fittings	
For use with 1/8 in ID hose only	
17L441	1/4 in stud PTC, M10, CSP outlet
17L458	6 mm stud PTC, M10, CSP outlet. Refer to page 100 for mating 6 mm hose studs and hose.
25M496	90 degree 1/4 in field-installable stud
25M497	Straight 1/4 in field-installable stud
17L442	1/4 in stud PTC with male 1/8 in NPT, inlet or LP
17L547	1/4 in stud PTC with male 1/4 in NPT, pump outlet
Nylon Tube Push-To-Connect (PTC) Fittings	
For use with 1/4 in OD nylon tube	
17L440	1/4 in OD nylon tube PTC, M10, CSP outlet
17L652	90 degree 1/4 in OD nylon tube PTC, male 1/8 in NPT, inlet or LP
17L653	Straight 1/4 in OD nylon tube PTC, male 1/8 in NPT, inlet or LP
CSP Outlet Fittings	
25M498	1/8 in NPT female with check, M10
25M499	1/4 in compression with check, M10
17L550	6 mm stud compression, M10, CSP outlet. Refer to page 100 for mating 6 mm hose studs and hose.
Doubling Plug	
17L651	Doubling plug
Proximity Switch	
17L879	CSP – DC PNP, Solid state, 10-36 VDC, M12 connection
Weld Stud Accessories	
25N730	CSP weld bar kit
26A478	Weld stud kit
26A479	Weld stud template
1/4 in ID Hoses and Accessories	
128572	Hose, 1/4 in ID, 2,750 PSI, 100 ft, braided with polyurethane cover
128573	Hose, 1/4 in ID, 2,750 PSI, 125 ft, braided with polyurethane cover
128582	Hose guard, 1/2 in ID, 100 ft
128563	Field-installable swivel hose end fitting, 1/4 in ID hose, #4 JIC, SAE 7/16-20 female
128564	Field-installable swivel hose end fitting, 1/4 in ID Hose, 1/4 in NPT male
128565	Field-installable swivel hose end fitting, 1/4 in ID Hose, 1/8 in NPT male
1/8 in ID Hoses and Accessories	
128570	Hose, 1/8 in ID, 3,000 PSI, 200 ft, braided with polyurethane cover
128571	Hose, 1/8 in ID, 3,000 PSI, 400 ft, braided with polyurethane cover
128579	Hose guard, 3/8 in ID, 160 ft
128580	Hose guard, 3/8 in ID, 320 ft
128561	Field-installable swivel hose end fitting, 1/8 in ID hose, #4 JIC, SAE 7/16-20 female
128562	Field-installable swivel hose end fitting, 1/8 in ID hose, 1/8 in NPT male
1/4 in OD Tubing and Accessories	
127555	Tubing, 1/4 in OD, 625 PSI, 100 ft
127552	1/4 in tube x 1/4 in NPT straight compression fitting
555726	1/4 in tube x 1/4 in NPT elbow compression fitting
127553	1/4 in tube x 1/8 in NPT straight compression fitting
556634	1/4 in tube x 1/8 in NPT elbow compression fitting



17L441



17L652



25M499

Series Progressive

Trabon® MD Mono Block Divider Valve

Features and Benefits

The Trabon MD Series is the most compact series progressive solution making it a perfect fit for tight spaced applications

- Available with 2, 3, 4 or 6 outlets
- Easy to install on new or existing equipment
- Use our cycle indicator pin models to provide positive assurance of a successful lube event
- Fluoroelastomer seals for high temperature applications or synthetic lubricants

Typical Applications

- Industrial or mobile applications where space is at a premium



562658

Typical Fluids Handled

- Oil or grease up to NLGI #2

Technical Specifications

Material	Steel
Pressure (max)	3,000 psi (207 bar)
Net Weight (approx.)	1 lb 8 oz (0.68 kg)
Volume (Lubricant to cycle divider valve one complete cycle)	
MD-2	0.040 in ³ (0.66 cm ³) each
MD-3	0.040 in ³ (0.66 cm ³) outlet 1 and 0.020 in ³ (0.33 cm ³) outlet 2 and 3
MD-4	0.020 in ³ (0.33 cm ³) each
MD-6	0.010 in ³ (0.16 cm ³) each
Max Operating Temperature	350°F (176°C)

Ordering Information

	Number of Outlets	Output per Outlet, in ³ (cm ³)	Valve Only	Valve with Cycle Pin	Valve with Cycle Switch and Bracket Assembly
MD-2	2	0.04 (0.66)	562656	562653	563270
MD-3	3	Outlet 1 – 0.04 (0.66) Outlet 2 and 3 – 0.02 (0.33)	562657	562654	563271
MD-4	4	0.02 (0.33)	562658	562655	564356
MD-6	6	0.01 (0.16)	562659	N/A	

MD Spare Parts	
563555	Cycle indicator end plug assembly
122276	Viton o-ring

Series Progressive

Trabon® MJ Divider Valve

Features and Benefits

The Trabon MJ series features a compact and easily customizable design that can be tailor fit to meet a variety of specific lube requirements. Capable of handling grease grades up to NLGI #1.

- Space efficient – from 6 to 16 points from one block assembly
- Built-in outlet check valves ensure accurate lube delivery, every time
- Alternate outlet on face of valves can be fitted with optional performance indicators
- Can be easily accessorized with magnetic and electronic proximity switch cycle indicators to provide positive assurance of a successful lube event

Typical Applications

- Machine tools, textile, glass and can machinery, and mobile equipment

Typical Fluids Handled

- Oil or Grease up to NLGI #1



Technical Specifications

Material.....Plated Steel
 Maximum Pressure 2,000 psi (137.89 bar)
 Max Operating Temperature.....200°F (93°C)
 Max Cycle Rate with Cycle Pin 60 cycles/min

	Output Twin Outlet, in ³ (cm ³)	Output Single Outlet, in ³ (cm ³)	Cycle Indication
MJ5	0.005 (0.08)	0.010 (0.16)	Not available
MJ10	0.010 (0.16)	0.020 (0.33)	Cycle indicator switch
MJ15	0.015 (0.26)	0.030 (0.49)	

Ordering Information

MJ Valve Working Sections (Must be ordered in multiples of 5)					
Outlet	Description	Output Per Outlet, in ³ (cm ³)	Model Number		
			Standard Section	With Cycle Pin – Right	With Cycle Pin – Left
Single	MJ-5S	0.010 (0.16)	562500	Cycle indication not available	
	MJ-10S	0.020 (0.33)	562501	562508	562512
	MJ-15S	0.030 (0.49)	562502	562509	N/A
Twin	MJ-5T	0.005 (0.08)	562503	Cycle indication not available	
	MJ-10T	0.010 (0.16)	562504	562510	562513
	MJ-15T	0.015 (0.26)	562505	562511	564205

Build Your Own MJ Base Plate Assemblies		
Component	Description	Model Number
		NPSF
Inlet*	Standard inlet	560643
End section*	Standard end section	560645
Tie rods - (2 required)	3-section**	557515
	4-section**	557516
	5-section**	557517
	6-section**	557518
	7-section**	557519
	8-section**	557520
Tie rod nuts (2 required)	Tie rod nuts	556371

*Must be ordered in multiples of five. **Two tie rods and tie rod nuts required for assembly.

Series Progressive

Series Progressive

Trabon® MSP Divider Valve

Features and Benefits

The Trabon MSP Series sets the industry standard for quality, reliability, and ease of use features. It was the original modular-style series progressive divider valve—and is still the best!

- Quick change valve sections can be removed from the base assembly without disturbing any lube lines—minimizing labor cost and maximizing your machine uptime
- Accessories such as magnetic and electronic proximity switch cycle indicators provide positive assurance of a successful lube event
- Alternate outlet on face of valves can be fitted with optional performance indicators, taking the guesswork out of troubleshooting
- Built-in outlet check valves ensure accurate lube delivery, every time

Pre-assembled and tested base plates now available!



Typical Applications

- Mobile, industrial, food and beverage, wind, and many more

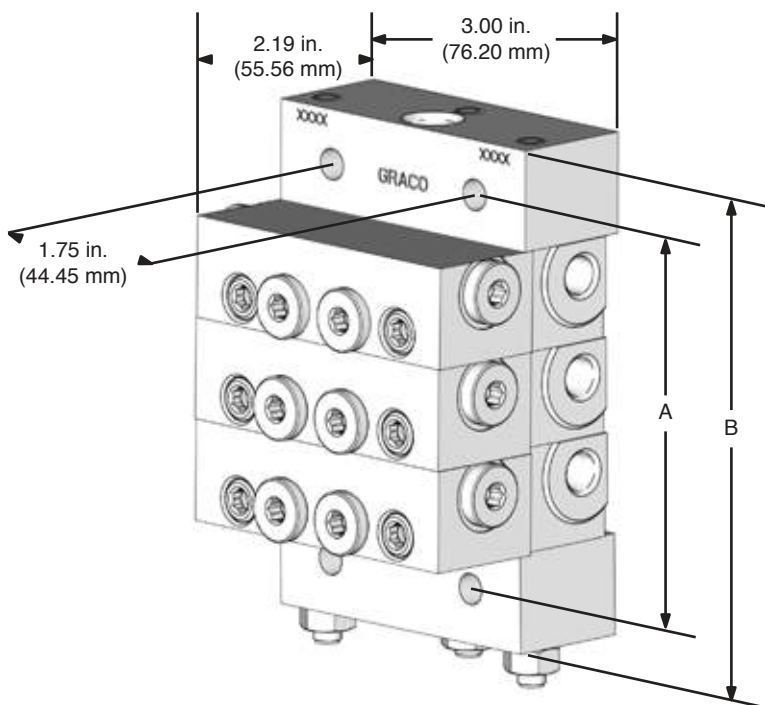
Typical Fluids Handled

- Oil or Grease up to NLGI #2

Technical Specifications

Material.....	Plated Steel
Maximum Pressure.....	3,500 psi (241 bar)
Max Operating Temperature.....	350°F (176 °C)
Max Cycle Rate with Cycle Pin.....	.60 cycles/minute
Max Cycle Rate without Cycle Pin.....	.200 cycles/minute

Series Progressive

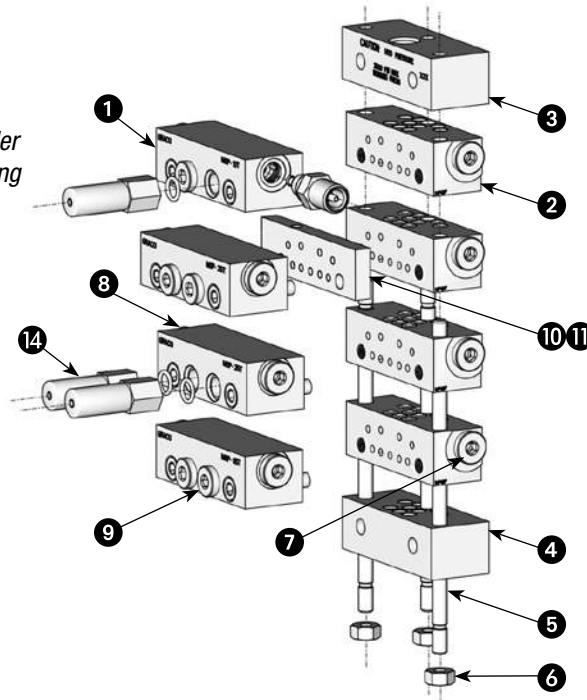


Number of Valve Sections	Dimensions (for reference only)	
	A	B
3	3.6 in (91.4 mm)	4.6 in (116.8 mm)
4	4.5 in (114.3 mm)	5.0 in (127.0 mm)
5	5.4 in (137.2 mm)	6.4 in (162.6 mm)
6	6.3 in (160.0 mm)	7.4 in (188.0 mm)
7	7.3 in (185.4 mm)	8.3 in (210.8 mm)
8	8.2 in (208.3 mm)	9.2 in (233.7 mm)

Series Progressive

Trabon® MSP Divider Valve

Easily configure the MSP Divider Valve system using the following item selection chart.



Note: Not shown in diagram – Bypass Block (562660), Cycle Indicators and Proximity Switches (refer to specific product pages), and Mounting Brackets (see page 66).

Ordering Information

MSP Valve Working Sections (Must be ordered in multiples of 5)

Item	Outlet	Description	Output Per Outlet, in ³ (cm ³)	Model Number		
				Standard Section	With Cycle Pin – Right	With Cycle Pin – Left
1	Single	MSP-5S	0.010 (0.16)	562711	N/A	
		MSP-10S	0.020 (0.33)	562712		
		MSP-15S	0.030 (0.49)	562713		
		MSP-20S	0.040 (0.66)	562714	562729	562734
		MSP-25S	0.050 (0.82)	562715	562730	562735
		MSP-30S	0.060 (0.98)	562716	562731	562736
		MSP-35S	0.070 (1.15)	562717	562732	562737
		MSP-40S	0.080 (1.31)	562718	562733	562738
	Twin	MSP-5T	0.005 (0.08)	562720	N/A	
		MSP-10T	0.010 (0.16)	562721		
		MSP-15T	0.015 (0.26)	562722		
		MSP-20T	0.020 (0.33)	562723	562739	562744
		MSP-25T	0.025 (0.41)	562724	562740	562745
		MSP-30T	0.030 (0.49)	562725	562741	562746
MSP-35T	0.035 (0.57)	562726	562742	562747		
MSP-40T	0.040 (0.66)	562727	562743	562748		

Pre-Configured MSP Base Plate Assemblies

Includes inlets, intermediate base plate sections, end section, tie rods, and nuts.

Item	Maximum Number of Outlets	Number of Valve Sections	Model Number		Dimensions (for reference only)	
			NPSF	BSPP	A	B
2/3/4/5/6	6	3	24G485	24N915	3.6 in (91.4 mm)	4.6 in (116.8 mm)
	8	4	24G486	24N916	4.5 in (114.3 mm)	5.0 in (127.0 mm)
	10	5	24G487	24N917	5.4 in (137.2 mm)	6.4 in (162.6 mm)
	12	6	24G488	24N918	6.3 in (160.0 mm)	7.4 in (188.0 mm)
	14	7	24G489	24N919	7.3 in (185.4 mm)	8.3 in (210.8 mm)
	16	8	24G490	24N920	8.2 in (208.3 mm)	9.2 in (233.7 mm)

Series Progressive

Trabon® MSP Divider Valve

Ordering Information

Build Your Own MSP Base Plate Assemblies						
Item	Component	Description	Model Number			Note
			NPSF	BSPP	SAE	
2	Intermediate base plate	Single section	563425	563447	563451	Must be ordered in multiples of 5
3	Inlet options <i>Additional specialty inlets available</i>	Standard	560919	560936	560943	
		With bleed ports	563421		563422	
4	End section options	Standard	563424			
		With alternate inlet port plug	563279			
5	Tie rods (3 required)	3-section	557731			3 tie rods and tie rod nuts required for assembly
		4-section	557732			
		5-section	557733			
		6-section	557734			
		7-section	557735			
		8-section	557736			
		9-section	557738			
		10-section	557739			
6	Tie rod nuts (3 required)	Tie rod nuts	556371			

Pipe, Piston Enclosure, and Indicator Port Plugs					
Item	Component	Model Number			Note
		NPSF	BSPP	SAE	
7	Outlet Port Plug	557349 (NPT)	558799	567251 (with o-ring)	1 outlet port plug is required for each "S" valve section
8	Piston Enclosure Plug with o-ring	567251			
9	Indicator Port Plug with o-ring	16U217			

Optional Components				
Item	Component	Description	Model Number	Note
10	Crossport Bar	Right	563469	1 outlet port plug is required for each crossport bar
		Left	563470	
		Right and Left	563471	2 outlet port plugs are required for each double crossport bar
11	Singling Bar	Converts a "T" valve to an "S" valve	563472	
12	Bypass Block	MSP Bypass Section	562660	
13	Cycle Indicators and Proximity Switches	Magnetic Visual Cycle Indicator	563251	
		SPDT Cycle Switch, provides electrical signal to controller or PLC	563272	
		SPDT Cycle Switch, provides electrical signal to controller or PLC - Moisture Resistant	563273	
		Proximity Switches	See Page 93	
14	Performance Indicators	Reset Indicator	See Page 88	
		Automatic Relief Indicator	See Page 89	
		Rupture to Atmosphere Indicator	See Page 91	
		Pressure Switches	See Page 95	
		Broken Line Indicator	See Page 96	
15	Mounting Brackets	Choose from universal, top, or side mounting	See Page 72	

Series Progressive

Trabon® MSP Modular Specialty Inlets

Shunt Inlet (oil and fluid grease only)

A three-way valve, either electronic or pneumatic: allows lubricant to enter divider valve, bypasses it to another divider valve, or diverts it back to tank. Replace standard inlet or mount in-line with remote manifold kit.

NEW – Graco has updated the Shunt Valve power connection to a DIN Connector. Previous versions used a 3-Pin Brad Harrison Connector. We offer a conversion kit (25T585 – see below) that goes from the Brad Harrison Connector to a DIN Connector.

Shunt Inlet Components				
Component	Description	Part Number – NEW (Previous BH Connection)		
		Connection Type		
		NPT	BSPP	SAE
Shunt Inlet Sections	115 VAC, DIN connection (NO)	25B534 (563452)	–	25U054 (560953)
	115 VAC, DIN connection (NC)	25B535 (563453)	–	25U053 (563463)
	24 VDC, DIN connection (NO)	25B515 (563454)	25U041 (563493)	25U052 (563482)
	24 VDC, DIN connection (NC)	25B514 (563455)	25U040 (563494)	25U051 (563483)
	Pneumatic Shunt Inlet, 1/8 in NPSF air inlet	563456	–	–
Connection Cable	DIN Connector with 15 Foot Cable	16U790		
	Field Installable DIN Connector, no wire provided	132924		
	Adapter Cable (3-Pin Brad Harrison to DIN). To be used on retrofits. Does require some assembly. Manual is 3A8068.	25T585		
Remote Mount Manifold Kit	Includes outlet manifold, o-ring and 2 mounting screws	563461	–	–
Replacement Parts	115 VAC replacement solenoid valve*	20A339 (557213)		
	24 VDC replacement solenoid valve*	20A081 (557215)		
	115 VAC replacement coil (for 115 VAC BH Connectors only)	557214**		

*Note – the new Replacement Solenoid Valves will NOT work in the old-style Shunt Valves. If you need an old style Solenoid Valve you will have to order a new Shunt Valve.

**Only works with parts 563452, 560953, 563453 and 563463.

Zero-Leak Shut-Off Inlet (oil only)

A two-way valve that can be used with either continuous or intermittent pressurized harder systems. Replaces a standard inlet section or mounts in-line with a remote manifold kit.

NEW – Graco has updated the Zero-Leak Shut-Off Valve power connection to a DIN Connector. Previous versions used a 3-Pin Brad Harrison Connector. We offer a conversion kit (25T585 – see below) that goes from the Brad Harrison Connector to a DIN Connector.

Zero-Leak Shut-Off Inlet Components				
Component	Description	Connection Type		
		NPSF	BSPP	SAE
Zero-Leak Shut-Off Inlet Valve Section	115 VAC, DIN connection	20A900 (563460)	N/A	20A901 (563468)
	24 VDC, DIN connection	20A903 (563464)	20A902	20A904 (563467)
Connection Cable	DIN Connector with 15 Foot Cable	16U790		
	Field Installable DIN Connector, no wire provided	132924		
	Adapter Cable (3-Pin Brad Harrison to DIN). To be used on retrofits. Does require some assembly. Manual is 3A8068.	25T585		
Inlet Restrictor and Filter	Inlet restrictor with 90 micron last chance filter	563074	N/A	
Remote Mount Manifold Kit	Includes outlet manifold, o-ring and 2 mounting screws	563461	N/A	
Replacement Parts	115 VAC replacement solenoid valve*	20A586 (557226 – coil only)		
	24 VDC replacement solenoid valve*	20A585 (557225 – coil only)		
	Zero leak valve repair kit	563933**		

*Note – the new Replacement Solenoid Valves will NOT work in the old-style Zero-Leak Shut-Off Valves. If you need an old-style Solenoid Valve or Coil you will have to order a new Zero-Leak Shut-Off Valve.

**Only works with parts 563460, 563464, 563468 and 563467.

Series Progressive

Trabon® MSP Mounting Accessories and Spare Parts

Ordering Information

Mounting Accessories							
Model Number	Description	Number of Valve Sections	Dimensions in (mm)				
			A	B	C	D	E
560920	Mounting Bar (Fig. 1)		4 (101.6)	1-3/4 (44.5)	1 (25.4)	—	—
563465	Weld Bar Kit*		4 (101.6)	1-3/4 (44.5)	1 (25.4)	—	—
563435	Top Mounting Bracket (Fig. 2)	3 - 4	3-37/64 (90.9)	4-1/2 (114.3)	5-21/32 (143.7)	—	—
563436	Top Mounting Bracket (Fig. 2)	5 - 6	5-27/64 (137.7)	6-11/32 (161.1)	7-1/2 (190.5)	—	—
563437	Top Mounting Bracket (Fig. 2)	7 - 8	7-17/64 (184.5)	8-3/16 (208.0)	9-11/32 (237.3)	—	—
563438	Side Mounting Bracket (Fig. 3)	3 - 4	3-37/64 (90.9)	4-1/4 (114.3)	6-5/8 (168.3)	3-7/8 (187.3)	5-5/8 (142.9)
563439	Side Mounting Bracket (Fig. 3)	5 - 6	5-27/64 (137.7)	6-11/32 (161.1)	8-15/32 (215.5)	9-7/32 (234.2)	7-15/32 (198.7)
563440	Side Mounting Bracket (Fig. 3)	7 - 8	7-17/64 (184.5)	8-3/16 (208.0)	10-5/8 (262.0)	11-1/16 (281.0)	9-5/16 (236.5)

*Kit 563465 includes two mounting bars (560920), screws, washers, and lock washers.

Spare Parts

Model Number	Description
17J423	MSP weld stud template
563929	MSP cycle pin indicator repair kit, o-ring
563928	MSP cycle pin indicator repair kit, gasket
556540	MSP o-ring (BUNA-N), black
557721	MSP (70 Duro) Viton o-ring, brown
122276	MSP standard high pressure o-ring (90 DURO Fluoroelastomer), black
556568	Piston enclosure o-ring (BUNA-N), black
556570	Piston enclosure o-ring (90 DURO Fluoroelastomer), black
556513	Valve block mounting screws
556514	Valve block mounting screw for crossport/singling plate
556327	Outlet check ball
557737	Outlet check spring

Fig. 1
Mounting Bar

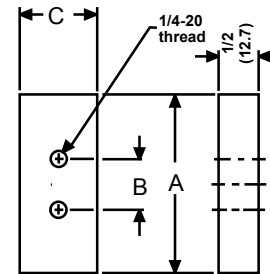


Fig. 2
Top Mount Bracket

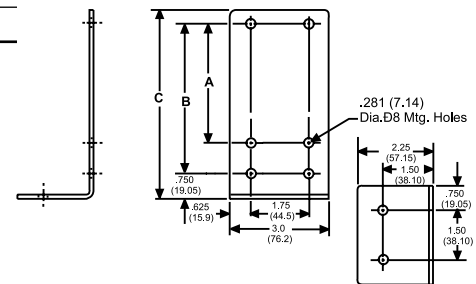
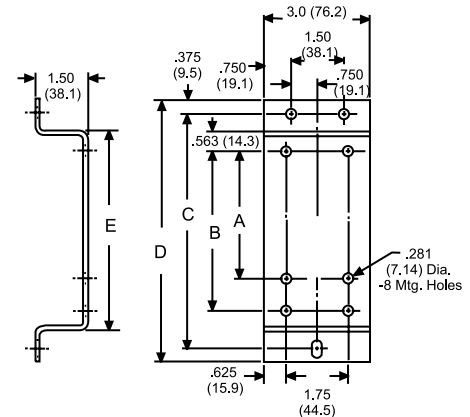


Fig. 3
Side Mount Bracket



Series Progressive


Trabon® MSP Stainless Steel Divider Valves

Features and Benefits

Trabon® MSP Series sets the industry standard for quality, reliability, and ease of use features. It was the original modular-style series progressive divider valve – and is still the best! Now get the same reliable valve in stainless steel.

- Face of valves can be fitted with optional performance indicators, taking the guesswork out of troubleshooting
- Can be easily accessorized with electronic proximity switches to provide positive assurance of a successful lube event
- Outlet checks ensure accurate lube delivery, every time
- Quick change valve sections can be removed from the base assembly without disturbing any lube lines—minimizing labor cost and maximizing your machine uptime
- Manufactured in our factory for quality and reliability. Each assembly is honed and match fitted for precise lube delivery every time

*Pre-Assembled and
Tested Base Plates
Save You Time
and Money!*



Typical Applications

- Machine tools, textile, glass and can machinery, and mobile equipment

Typical Fluids Handled

- Oil or Grease up to NLGI #2

Technical Specifications

Material..... Stainless Steel
 Maximum Pressure 3,500 psi (241 bar)
 Max Operating Temperature 140°F (60 °C)
 Max Cycle Rate..... 200 cycles/min

Ordering Information

MSP Stainless Steel Working Sections (Must be ordered in multiples of five)			
Outlet	Description	Output Per Outlet, in ³ (cm ³)	Standard Section Model Number
Single	MSP-5S-SS	0.010 (0.16)	24B474
	MSP-10S-SS	0.020 (0.33)	562755
	MSP-15S-SS	0.030 (0.49)	24B475
	MSP-20S-SS	0.040 (0.66)	562756
	MSP-25S-SS	0.050 (0.82)	24B476
	MSP-30S-SS	0.060 (0.98)	24B477
	MSP-35S-SS	0.070 (1.15)	24B478
	MSP-40S-SS	0.080 (1.31)	562757
Twin	MSP-5T-SS	0.005 (0.08)	24B479
	MSP-10T-SS	0.010 (0.16)	562758
	MSP-15T-SS	0.015 (0.26)	24B480
	MSP-20T-SS	0.020 (0.33)	562759
	MSP-25T-SS	0.025 (0.41)	24B481
	MSP-30T-SS	0.030 (0.49)	24B482
	MSP-35T-SS	0.035 (0.57)	24B483
	MSP-40T-SS	0.040 (0.66)	562760

Series Progressive

Trabon® MSP Stainless Steel Divider Valves

Ordering Information

Pre-Configured MSP Stainless Base Plate Assemblies

Includes inlets, intermediate base plate sections, end section, tie rods, and nuts.

Maximum Number of Outlets	Number of Valve Sections	Model Number	
		NPSF	BSPP
6	3	24N382	24N388
8	4	24N383	24N389
10	5	24N384	24N390
12	6	24N385	24N391
14	7	24N386	24N392
16	8	24N387	24N393

Build Your Own MSP Stainless Base Plate Assemblies

Component	Description	Model Number	
		NPTF	BSPP
Intermediate base plate – SS*	Single section	24B497	24N369
Inlet - SS*	Standard inlet	15Y070	16P368
End section – SS*	Standard end section	24B498	
Tie rods – SS (3 required)	3-section**	126247	
	4-section**	126248	
	5-section**	126249	
	6-section**	126250	
	7-section**	126251	
	8-section**	126252	
	9-section**	15Y069	
10-section**	560956		
Tie rod nuts – SS (3 required)	Tie rod nuts	558633	

*Must be ordered in multiples of five. **Three tie rods and tie rod nuts required for assembly.

Additional Components

24B495	1000 psi reset indicator w/memory, o-ring seal
24B496	1500 psi reset indicator w/memory, o-ring seal
24N373	2000 psi reset indicator w/memory, o-ring seal
560974	303 SS MSP indicator port plug
560973	303 SS piston bore plug
555457	SS base closure plug accessory
24N945	Valve, relief, 1/8 NPT, 750 psi SST
24N948	Valve, relief, 1/8 NPT, 1,500 psi SST
24N949	Valve, relief, 1/8 NPT, 2,000 psi SST
24N951	Valve, relief, 1/8 NPT, 2,500 psi SST
24N952	Valve, relief, 1/8 NPT, 3,000 psi SST
24R631	Crossport bar, both
24R632	Crossport bar, right
24R633	Crossport bar left


Series Progressive

Manzel® MHH Divider Valves

Features and Benefits

Same capable design as the Trabon MSP Series, with even tighter and more exacting tolerances. The Manzel MHH Series delivers highly accurate lube delivery for demanding high-pressure grease and oil applications.

- Quick change valve sections can be removed from the base assembly without disturbing any lube lines—minimizing labor cost and maximizing your machine uptime
- Can be easily accessorized with magnetic and electronic proximity switch cycle indicators to provide positive assurance of a successful lube event
- Alternate outlet on face of valves can be fitted with optional performance indicators, taking the guesswork out of troubleshooting
- Built-in outlet check valves ensure accurate lube delivery every time



Pre-Assembled and Tested Base Plates Now Available!

Typical Applications

- Compressors, industrial equipment, and where high-pressure lubrication is required

Typical Fluids Handled

- Oil

Technical Specifications

MaterialPlated Steel
 Maximum Pressure 7,500 psi (517 bar)
 Maximum Operating Temperature 350°F (176°C)
 Maximum Cycle Rate 200 cycles/min

	Output Twin Outlet, in ³ (cm ³)	Output Single Outlet, in ³ (cm ³)
MHH6	0.006 (0.098)	0.012 (0.197)
MHH9	0.009 (0.149)	0.018 (0.295)
MHH12	0.012 (0.197)	0.024 (0.393)
MHH15	0.015 (.246)	0.030 (.492)
MHH18	0.018 (0.295)	0.036 (0.590)
MHH21	0.021 (.0344)	0.042 (0.688)
MHH24	0.024 (0.393)	0.048 (0.787)
MHH30	0.030 (0.492)	0.060 (0.983)

Ordering Information

MHH Working Sections (Must be ordered in multiples of five)			
562679	MHH-6S	562685	MHH-6T
562680	MHH-9S	562686	MHH-9T
562681	MHH-12S	562687	MHH-12T
24X029	MHH-15S	24X027	MHH-15T
562682	MHH-18S	562688	MHH-18T
24X030	MHH-21S	24X028	MHH-21T
562683	MHH-24S	562689	MHH-24T
562684	MHH-30S	562690	MHH-30T

Series Progressive

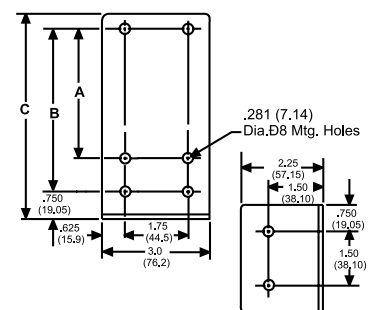
Manzel® MHH Divider Valves

Ordering Information

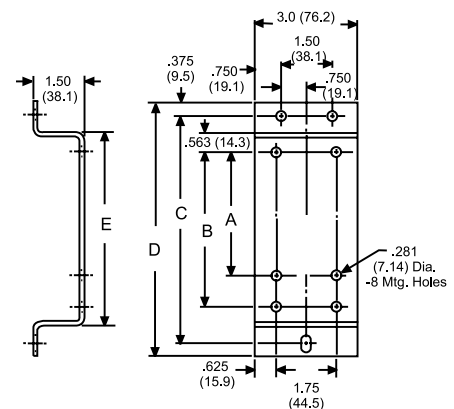
MHH Base Plate Assemblies - Inlet, Intermediates, Ends and Tie Rods	
24F596	MHH – 3 section, NPSF
24F597	MHH – 4 section, NPSF
24F598	MHH – 5 section, NPSF
24F599	MHH - 6 section, NPSF
24F600	MHH - 7 section, NPSF
24F601	MHH – 8 section, NPSF
MHH Inlets, Intermediates and Ends (must be ordered in multiples of five)	
560919	Inlet, 1/4-18 NPSF (NPT)
560936	Inlet, 1/4-19 BSPP
560943	Inlet, 7/16-20 UNF-28 (SAE)
563421	Inlet, NPSF, bleed ports
563422	Inlet, SAE, bleed ports
563424	End, NPSF
563425	Intermediate, 1/8-27 NPSF
MHH Tie Rods and Nut	
557731	3-section tie rod
557732	4-section tie rod
557733	5-section tie rod
557734	6-section tie rod
557735	7-section tie rod
557736	8-section tie rod
556371	Tie rod nut
Accessories	
563469	Crossport bar, right
563470	Crossport bar, left
563471	Crossport bar, right and left
563472	Singling bar
563465	Weld bar kit
563251	No weep cycle indicator
556540	Standard o-ring (BUNA-N), black
122276	High pressure o-ring (90 DURO Fluoroelastomer), black
556371	Tie rod nut (3 required per assembly)
16U217	Indicator port plug with o-ring
558799	BSPP (ISO1170) plug
567251	SAE plug with o-ring
557349	NPT plug
563928	Cycle pin indicator repair kit, gasket
563929	Cycle pin indicator repair kit, o-ring
Mounting	
560920	Mounting bar, 4 in (101.6 mm) x 1-3/4 in (44.5 mm) (B) 1 in (25.4 mm) with 1/4 in (6.4 mm)-20 thread
563435	Top-mount bracket, (A) 3-37/64 in (90.9 mm) (B) 4-1/2 in (114.3 mm) (C) 5-21/32 in (143.7 mm)
563436	Top-mount bracket, (A) 5-27/64 in (137.7 mm) (B) 6-11/32 in (161.1 mm) (C) 7-1/2 in (190.5 mm)
563437	Top-mount bracket, (A) 7-17/64 in (184.5 mm) (B) 8-3/16 in (208.0 mm) (C) 9-11.32 in (237.3 mm)
563438	Side-mount bracket, (A) 3-37/64 in (90.9 mm) (B) 4-1/4 in (114.3 mm) (C) 6-5/8 in (168.3 mm) (D) 3-7/8 in (187.3 mm) (E) 5-5/8 in (142.9 mm)
563439	Side-mount bracket, (A) 5-27/64 in (137.7 mm) (B) 6-11/32 in (161.1 mm) (C) 8-15.32 in (215.5 mm) (D) 9-7/32 in (234.2 mm) (E) 7-15/32 in (198.7 mm)
563440	Side-mount bracket, (A) 7-17/64 in (184.5 mm) (B) 8-3/16 in (208.0 mm) (C) 10-5/8 in (262.0 mm) (D) 11-1/16 in (281.0 mm) (E) 9-5/16 in (236.5 mm)

Series Progressive

Top Mount Hole Configuration



Side Mount Hole Configuration



Series Progressive

Trabon® MX Divider Valve

Features and Benefits

Greater output volumes for heavy service requirements make the Trabon MX Series ideal for steel and paper mill systems with its economical and compact design.

- Durable design withstands harsh environments and operating conditions
- Built-in outlet check valves ensure accurate lube delivery every time
- Can be easily accessorized with magnetic and electronic proximity switch cycle indicators to provide positive assurance of a successful lube event
- Alternate outlet on face of valves can be fitted with optional performance indicators, taking the guesswork out of troubleshooting

Typical Applications

- Pulp and paper, steel mills, heavy- and high-volume industrial applications

Typical Fluids Handled

- Oil or Grease up to NLGI #2

Technical Specifications

Material.....Plated Steel
 Maximum Pressure 3,000 psi (207 bar)
 Maximum Operating Temperature.....200°F (93°C)
 Maximum Cycle Rate with Cycle Pin..... 60 cycles/min



	Output Twin Outlet, in ³ (cm ³)	Output Single Outlet, in ³ (cm ³)	Cycle Indication
MX-25	0.025 (0.41)	0.050 (0.82)	Electronic proximity switch
MX-50	0.050 (0.82)	0.100 (1.64)	Electronic proximity switch, cycle indicator switch
MX-75	0.075 (1.23)	0.150 (2.46)	
MX-100	0.100 (1.64)	0.200 (3.28)	
MX-125	0.125 (2.05)	0.250 (4.10)	
MX-150	0.150 (2.46)	0.300 (4.92)	

Ordering Information

MX Working Sections	
562514	MX-25S
562515	MX-25T
562516	MX-50S
562517	MX-50T
562538	MX-75S
562539	MX-75T
562540	MX-100S
562541	MX-100T
562542	MX-125S
562543	MX-125T
562545	MX-150S
562546	MX-150T

Series Progressive

Trabon® MX Divider Valve

Ordering Information

MX w/Cycle Pin (Must be ordered in multiples of two)	
562523	MX-50T, with cycle pin indicator, right
562518	MX-50S, with cycle pin indicator, right
562524	MX-75T, with cycle pin indicator, right
562519	MX-75S, with cycle pin indicator, right
562525	MX-100T, with cycle pin indicator, right
562520	MX-100S, with cycle pin indicator, right
562526	MX-125T, with cycle pin indicator, right
562521	MX-125S, with cycle pin indicator, right
562527	MX-150T, with cycle pin indicator, right
562522	MX-150S, with cycle pin indicator, right
562533	MX-50T, with cycle pin indicator, left
562528	MX-50S, with cycle pin indicator, left
562534	MX-75T, with cycle pin indicator, left
562529	MX-75S, with cycle pin indicator, left
562569	MX-100T, with cycle pin indicator, left
562530	MX-100S, with cycle pin indicator, left
562535	MX-125T, with cycle pin indicator, left
562531	MX-125S, with cycle pin indicator, left
562536	MX-150T, with cycle pin indicator, left
562532	MX-150S, with cycle pin indicator, left
MX Tie Rods and Nut	
557488	3-section tie rod
557489	4-section tie rod
557490	5-section tie rod
557491	6-section tie rod
557492	7-section tie rod
557493	8-section tie rod
560576	9-section tie rod
560577	10-section tie rod
557494	Tie rod nut
MX Inlet and End Sections	
560620	MX inlet
563287	MX end
Accessories	
562916	Singling bar
562917	MX crossport bar, RH or LH
561102	MX mounting bar
557509	MX intermediate gasket (1 required per section)
557494	MX tie rod nut (8 required per assembly)
557323	MX enclosure plug seal, gasket
563917	MX cycle indicator pin repair kit, current style

Series Progressive

Trabon® MXP Divider Valves

Features and Benefits

The Trabon MXP Series' greater output volume makes it easy to customize your assembly to meet larger machine requirements.

- Quick change valve sections can be removed from the base assembly without disturbing any lube lines—minimizing labor cost and maximizing your machine uptime
- Can be easily accessorized with magnetic and electronic proximity switch cycle indicators to provide positive assurance of a successful lube event
- Alternate outlet on face of valves can be fitted with optional performance indicators, taking the guesswork out of troubleshooting
- Built-in outlet check valves ensure accurate lube delivery every time

Typical Applications

- Pulp and paper, steel mills, heavy- and high-volume industrial applications

Typical Fluids Handled

- Oil or Grease up to NLGI #2

Technical Specifications

Material.....Plated Steel
 Maximum Pressure 3,000 psi (207 bar)
 Maximum Operating Temperature.....350°F (176°C)
 Maximum Cycle Rate with Cycle Pin..... 60 cycles/min
 Maximum Cycle Rate without Cycle Pin 110-200 cycles/min (see chart below)

MXP Maximum Cycle Rates without Cycle Pin (cycles/min)

		Number of Sections							
		3	4	5	6	7	8	9	10
Smallest Piston in Assembly	MXP-150	200	200	200	200	200	200	180	165
	MXP-125	200	200	200	200	200	195	175	155
	MXP-100	200	200	200	200	200	185	165	150
	MXP-75	200	200	200	200	200	175	155	140
	MXP-50	200	200	200	200	195	165	145	130
	MXP-25	200	200	200	200	165	140	125	120

	Output Twin Outlet, in ³ (cm ³)	Output Single Outlet, in ³ (cm ³)	Cycle Indication
MXP-25	0.025 (0.41)	0.050 (0.82)	Electronic proximity switch
MXP-50	0.050 (0.82)	0.100 (1.64)	Electronic proximity switch, cycle indicator switch
MXP-75	0.075 (1.23)	0.150 (2.46)	
MXP-100	0.100 (1.64)	0.200 (3.28)	
MXP-125	0.125 (2.05)	0.250 (4.10)	
MXP-150	0.150 (2.46)	0.300 (4.92)	



Series Progressive

Trabon® MXP Divider Valves

Ordering Information

MXP Working Sections (Must be ordered in multiples of two)	
562813	MXP-25T
562819	MXP-25S
562814	MXP-50T
562820	MXP-50S
562815	MXP-75T
562821	MXP-75S
562816	MXP-100T
562822	MXP-100S
562817	MXP-125T
562823	MXP-125S
562818	MXP-150T
562824	MXP-150S
562835	MXP bypass
MXP with Cycle Pin – Right (Must be ordered in multiples of two)	
562830	MXP-50S
562831	MXP-75S
562832	MXP-100S
562833	MXP-125S
562834	MXP-150S
562825	MXP-50T
562826	MXP-75T
562827	MXP-100T
562828	MXP-125T
562829	MXP-150T
MXP Inlet, Intermediate Base and End Sections (Must be ordered in multiples of two)	
15R994	Inlet, 3/4-16 SAE o-ring ports
15R993	Inlet, 3/8-18 NPSF
561029	Inlet, 3/8-19 BSPP (ISO 1179)
563519	Intermediate base, 1/4-18 NPSF
563521	Intermediate base, 9/16-18 SAE o-ring
563522	Intermediate base, 1/4-19 BSPP (ISO 1179)
563527	"MXPO" Intermediate base without outlet check, 1/4-18 NPSF
24Z675	"MXPO" Intermediate base without outlet check, 1/4-19 BSPP (ISO 1179)
563518	End section
MXP Tie Rods and Nut (Three required per assembly)	
557766	3-section tie rod
557767	4-section tie rod
557768	5-section tie rod
557769	6-section tie rod
557770	7-section tie rod
557771	8-section tie rod
557772	9-section tie rod
563520	10-section tie rod
555406	Tie rod nut
Plugs for MXP Base Section Outlet Ports	
557391	NPT plug 1/4-18
556430	SAE plug 9/16-18 with O-ring
556427	BSPP (ISO 1179) plug 1/4-19 with O-ring
MXP Accessories	
563524	Crossport, left
563525	Crossport, right
563526	Crossport, left and right
115010	MXP standard valve section seal, o-ring (90 DURO Fluoroelastomer)
555406	MXP tie rod nut (3 required per assembly)
563917	MXP cycle pin indicator repair kit, new style
557774	MXP enclosure plug
556572	Enclosure plug o-ring
16U217	MXP indicator port plug with o-ring
561102	Mounting bar

Series Progressive

Trabon® MGO Divider Valves

Features and Benefits

The Trabon MGO Series offers the largest output available in a series progressive system. Ideal for heavy-duty and large bearing applications with wide temperature variations and high volume requirements. Can be easily accessorized with magnetic and electronic proximity switch cycle indicators to provide positive assurance of a successful lube event.

- Alternate outlet on face of valves can be fitted with optional performance indicators, taking the guesswork out of troubleshooting
- Robust design is virtually indestructible and built to perform in extreme environments

Typical Applications

- Pulp and paper, steel mills, heavy- and high-volume industrial applications

Typical Fluids Handled

- Oil or Grease up to NLGI #2

Technical Specifications

Material.....Plated Steel
 Maximum Pressure 6,000 psi (413 bar)
 Maximum Operating Temperature..... 350°F (176°C)
 Maximum Cycle Rate with Cycle Pin..... 60 cycles/min
 Maximum Cycle Rate without Cycle Pin 110-200 cycles/min (see chart below)

MGO Maximum Cycle Rates without Cycle Pin (cycles/min)

		Number of Sections								
		3	4	5	6	7	8	9	10	11
Smallest Piston in Assembly	MGO-600	185	140	110	90	80	70	60	55	50
	MGO-450	185	135	110	90	75	65	60	50	50
	MGO-300	180	130	100	80	70	60	55	50	45
	MGO-150	180	125	100	80	65	55	50	45	40

	Output Twin Outlet, in ³ (cm ³)	Output Single Outlet, in ³ (cm ³)	Cycle Indication
MGO-150	0.150 (2.46)	0.300 (4.92)	Electronic proximity switch, cycle indicator switch
MGO-300	0.300 (4.92)	0.600 (9.83)	
MGO-450	0.450 (7.37)	0.900 (14.7)	
MGO-600	0.600 (9.83)	1.200 (19.7)	

Ordering Information

MGO Working Sections	
562570	MGO-150S
562571	MGO-300S
562572	MGO-450S
562573	MGO-600S
562574	MGO-150T
562575	MGO-300T
562576	MGO-450T
562577	MGO-600T



Series Progressive

Trabon® MGO Divider Valves

Ordering Information

MGO with Cycle Pin – Right	
562578	MGO-150S
562579	MGO-300S
562580	MGO-450S
562581	MGO-600S
562582	MGO-150T
562583	MGO-300T
562584	MGO-450T
562585	MGO-600T
MGO Inlet and End	
563277	MGO inlet
563278	MGO end
MGO Spare Parts	
556424	Singled ported sections port plug
563926	1-section o-ring kit
MGO Tie Rods and Nut (Two (2) short tie rods and two (2) long tie rods required per assembly)	
560591	3-section tie rod – short
560592	4-section tie rod – short
560593	5-section tie rod – short
560594	6-section tie rod – short
560595	7-section tie rod – short
560596	8-section tie rod – short
560597	9-section tie rod – short
560598	10-section tie rod – short
560600	3-section tie rod – long
560601	4-section tie rod – long
560602	5-section tie rod – long
560603	6-section tie rod – long
15U857	7-section tie rod – long
560604	8-section tie rod – long
560605	9-section tie rod – long
560606	10-section tie rod – long
557494	Tie rod nut (2 required per tie rod)

Series Progressive

Air Oil

Air Oil Series Valves

Features and Benefits

A Graco exclusive design! The Air Oil solution that detects air line or oil line faults in your system. Series progressive monitoring ensures your critical bearings are lubricated properly.

- Convenient manifold design mounts directly to the face of standard Graco series progressive divider valve assembly
- Check valve design prevents oil from being forced into the air system if lube lines get crushed or bearings get blocked
- Air combines with the oil after the fluid outlet check, preventing air from backing up into your source oil system
- Complete kits include manifold, air sensor, and check valves for easy installation

Typical Applications

- Steel mills, pulp and paper processing, high temperature and dirty environments

Typical Fluids Handled

- Oil

Technical Specifications

Material..... Aluminum
 Minimum Air Pressure..... 45 psi (3.1 bar)
 Maximum Air Pressure 250 psi (17 bar)
 Output..... 3, 4, 5 or 6 Section Divider Valve Assemblies

Ordering Information

A0 Series Divider Valves	
24B237	Air/oil manifold assembly, 3-section
24B239	Air/oil manifold assembly, 4-section
24B240	Air/oil manifold assembly, 5-section
24B241	Air/oil manifold assembly, 6-section
24J814	Air/oil manifold assembly, 3-section without air sensor
24J815	Air/oil manifold assembly, 4-section without air sensor
24J816	Air/oil manifold assembly, 5-section without air sensor
24J817	Air/oil manifold assembly, 6-section without air sensor



24B240

Shown installed on MSP divider valve assembly

Air Oil

High Speed Spindl-Gard® Systems

Features and Benefits

The High-Speed Spindl-Gard® System is a highly efficient, cost-effective method for lubricating spindle bearings, using air/oil technology. Components include an electric motor driven pump, with 3 liter (0.8 gallon) plastic reservoir, air/oil dispensing module, and an optional programmable timer/controller (AC models only).

- Advanced air/oil concept provides highly effective lubrication, reduces oil consumption, lowers operating temperature and protects spindle bearings from coolant ingress and minimizes thermal distortion resulting in improved production accuracy
- Thin oil film dramatically reduces viscous shear and hydrodynamic drag on the bearing, resulting in reduced friction and lower energy consumption
- Airflow adjustment for each bearing point provides better control
- Oil output selectable for each bearing point helps to customize the system
- Eliminates the clean up and environmental problems that result from mist systems



Typical Applications

- Spindle Bearings

Typical Fluids Handled

- Oils up to ISO 460 (2,500 SUS)

Technical Specifications

Pump Output	8.5 in ³ /min (140 cm ³ /min)
Motor Power	1/8 HP
Motor Voltage and Current Consumption	115 ± 10% VAC, 50/60 Hz, 1 phase, 3.8 A in-rush, 1.8 A running, 230 ± 10% VAC, 50/60 Hz, 1 phase, 1.9A in-rush, 0.94A running, 24VDC, 60 w
Pressure Relief Setting	350 psi (34 bar)
Output Block Regulator	30 to 60 psi (2.07 to 4.14 bar)
Output Block Regulator	30 to 60 psi (2.07 to 4.14 bar)
Seals	Buna-N O-Rings
Plastic Reservoir	0.8 gal (3 liters)
Low-Level	N.C. (held open), 115/230 VAC, 10 watt
Controls Options Remote (External Control or Customer PLC)	115/230 VAC, 1 ph, 50/60 Hz, 24 VDC
*AC Timer	115/230 VAC, 1 ph, 50/60 Hz
Work (On) Time	5 to 20 seconds
Pause (Off) Time	2.5 to 30 minute
Fault Output	(Dry Contacts), 5 amp max up to 230 VAC
Air Cleanliness	5 micron, 40°F (4°C) dew point
Operating Temperature	40°F to 120°F (4°C to 49°C)
Lube Output	0.0015, 0.0030 and 0.005 cu in/cycle (0.025, 0.049 and 0.082 cm ³ /cycle)
Pressure Switch Set Points	
Air (N.C.)	25 psi (1.7 bar), nonadjustable
Oil (N.O.)	320 psi (22 bar), nonadjustable
Nozzles	Tube ID/Orifice Ratio (See Figure 2)
Delivery Tube Length	24 in to 50 ft (0.6 m to 15.24 m)
Lubricant Filtration: It is recommended that the lubricant in any lubrication system be filtered to the minimum level recommended by the Society of Automotive Engineers (SAE) which corresponds to the ISO Standard 4460 ratings/ specifications of ISO 18/14	

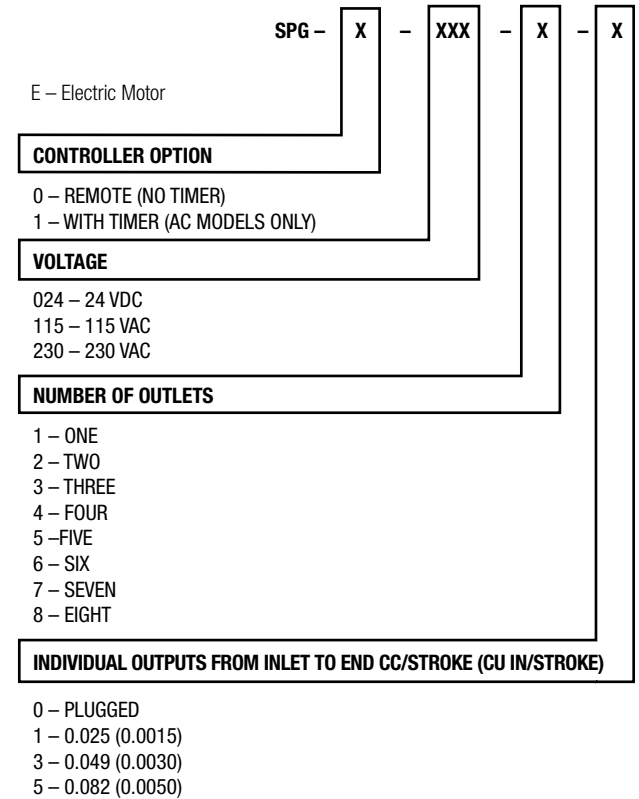
Air Oil

High Speed Spindl-Gard® Systems

Ordering Information

High Speed Spindl-Gard Systems	
26C419	SPG-E-0-024-2-33
258295	SPG-E-0-024-2-55
564445	SPG-E-0-024-3-333
25A202	SPG-E-0-230-4-3333
24B219	SPG-E-1-115-2-11
24R127	SPG-E-1-115-2-33
24V204	SPG-E-1-115-2-55
25C264	SPG-E-1-115-3-111
258347	SPG-E-1-115-6-333113
258301	SPG-E-1-115-6-333333
25C265	SPG-E-1-230-3-111
25A209	SPG-E-1-230-4-3333
24V531	SPG-E-1-230-5-55555
26C521	SPG-E-1-230-8-11111111
24H681	SPG-E-1-230-8-55555555
High Speed Spindl-Gard (HSSG) Blocks	
563130	0.0015 in ³ displacement
563131	0.0030 in ³ displacement
563132	0.0050 in ³ displacement
High Speed Spindl-Gard (HSSG) Components	
563489	10 micron oil filter element
561031	Inlet block
561032	Outlet block
Spindl-Gard Nozzles	
563127	Nozzle tube adapter
560478	10 in nozzle tube - 2 outlet, 180°
560477	10 in nozzle tube - 1 outlet, 90°
562994	End outlet nozzle
563128	Spray nozzle assembly for headwalls over 1 in thick
Spindl-Gard Accessories	
563048	Injection point check valve, 1/8 in NPTF
563049	Discharge point check valve, 1/8 in NPTF
564337	Relief valve, 2 psi
563091	In-line lube filter, 10 micron, 1/4 in NPSF (FM) to 1/4 in NPTF (M)
557134	Replacement filter element - in-line lube filter
563129	SG air/oil mixing tee
High Speed Spindl-Gard (HSSG) Tie Rod Kits - Nuts and Washers included	
564443	Tie rod kit - 1 air/oil lube point
563940	Tie rod kit - 2 air/oil lube point
564444	Tie rod kit - 3 air/oil lube point
15U854	Tie rod kit - 4 air/oil lube point
15U855	Tie rod kit - 5 air/oil lube point
563941	Tie rod kit - 6 air/oil lube point
563942	Tie rod kit - 7 air/oil lube point
15U856	Tie rod kit - 8 air/oil lube point

Spindl-Gard Ordering Menu Code



General Accessories

Trabon® Spra-Control™ Valve

Features and Benefits

- Conserves air – air required only during spray interval.
- Versatile – can be used with any centralized lube system or mechanical oiler and will handle grease or oil.
- External mix nozzle purges itself and prevents clogging.
- Saves lubricant by spraying smaller amounts at frequent intervals, provides better film, with no waste.
- Not to be used with G-Series Pumps or other low flow pumps.

Typical Fluids Handled

- Oil - minimum of 100 SUS at 100°F
- Grease - NLGI #1 at any temperature, NLGI #2 at 32°F or above

Technical Specifications

Minimum Air Pressure.....20 psi (1.4 bar)
 Maximum Air Pressure 150 psi (10.3 bar)
 Spray Patterns 4 in or 8 in (10.2 cm or 20.3 cm)

Ordering Information

Gear Spray Valves	
563275	Air-lube control valve and nozzle assembly – 4 in spray diameter, normal
563276	Air-lube control valve and nozzle assembly – 8 in spray diameter, wide



Ball mills run at peak performance with Graco's Air-Lube Spra-Control Valve

General Accessories

Zone Valves

Features and Benefits

- Designed to custom fit lubrication systems and control when sections or zones of the system will receive lubricant
- Available in two- or three-way styles
- Available with normally closed and normally open valves for added convenience
- DC models meet typical application requirements

Ordering Information

Zone Valves	
24P976	Two-way valve, 24 VDC, normally open, Deutsch cable, 3,500 psi (241 bar)
24T296	Two-way valve, 24 VDC, normally closed, Deutsch cable, 3,500 psi (241 bar)
24P977	Three-way valve, 24 VDC, normally closed, Deutsch cable, 3,500 psi (241 bar)



24P976



24P977

General Accessories

Reset Indicator

Features and Benefits

- Provides quick troubleshooting tool with visual indication
- No tools for reset or parts to replace after indication
- Easy information on blocked lines, high system pressure or blocked bearings

Technical Specifications

Reset w/Memory psi (bar)	250 (17)	500 (35)	750 (52)	1,000 (69)	1,500 (103)	2,000 (138)	2,500 (172)
MJ	•	•	•	•	•	•	
MSP	•	•	•	•	•	•	•
MXP	•	•	•	•	•	•	•
MX	•	•	•	•	•	•	•
MGO					•		



563242

Simple point troubleshooting with visual indication

Ordering Information

Divider Valve Reset Indicator w/Memory for MJ, MSP, MHH and MXP	
563231	250 psi (17 bar)
563232	500 psi (35 bar)
563233	750 psi (52 bar)
563234	1,000 psi (69 bar)
563235	1,500 psi (103 bar)
563236	2,000 psi (138 bar)
563237	2,500 psi (172 bar)
563238	3,500 psi (241 bar)
Divider Valve Reset Indicator w/Memory and O-Ring Seal for MX	
563239	250 psi (17 bar)
563240	500 psi (35 bar)
563241	750 psi (52 bar)
563242	1,000 psi (69 bar)
563243	1,500 psi (103 bar)
563244	2,000 psi (138 bar)
563245	2,500 psi (172 bar)
Divider Valve Reset Indicators w/Memory and O-Ring Seal for MSP, MHH and MXP	
563252	250 psi (17 bar)
563253	500 psi (35 bar)
563254	750 psi (52 bar)
563255	1,000 psi (69 bar)
563256	1,500 psi (103 bar)
563257	2,000 psi (138 bar)
563258	2,500 psi (172 bar)
563261	3,000 psi (207 bar)
563262	5,000 psi (345 bar)
563263	3,500 psi (241 bar)
Divider Valve Reset Indicators w/Memory and O-Ring Seal for MGO	
564200	1,500 psi (103 bar)

General Accessories

Automatic Relief Indicator

Features and Benefits

These performance indicators pinpoint lube line blockages but allow the lube system to continue to supply lubrication to points that are not blocked.

- Allows machine to continue to run while non-critical bearings are lubricated
- No time or effort required for reset after blockage is cleared
- Easy information on blocked lines, high system pressure or blocked bearings

Typical Applications

- Works with MSP, MX, MXP, MJ and MHH divider valves

Technical Specifications

Auto Relief psi (bar)	750 (52)	1,000 (69)	1,250 (86)	1,500 (103)	2,000 (138)	2,500 (172)	3,000 (207)
MJ	•	•		•	•		
MSP	•	•	•	•	•	•	•
MXP	•	•	•	•	•	•	•
MX		•		•	•	•	•



563159

Keep your machine running while lubrication gets to critical points

Ordering Information

Divider Valve Automatic Relief Indicators for MX	
563156	750 psi (52 bar)
563157	1,000 psi (69 bar)
563158	1,500 psi (103 bar)
563159	2,000 psi (138 bar)
563160	2,500 psi (172 bar)
563161	3,000 psi (207 bar)
Divider Valve Automatic Relief Indicators for MSP, MHH, MXP and MJ	
563163	750 psi (52 bar)
563164	1,000 psi (69 bar)
563165	1,250 psi (86 bar)
563166	1,500 psi (103 bar)
563167	2,000 psi (138 bar)
563168	2,500 psi (172 bar)
563169	3,000 psi (207 bar)
Divider Valve Automatic Relief Indicators with O-Ring Seal for MSP, MHH and MXP	
563170	750 psi (52 bar)
563171	1,000 psi (69 bar)
563172	1,250 psi (86 bar)
563173	1,500 psi (103 bar)
563174	2,000 psi (138 bar)
563175	2,500 psi (172 bar)
563176	3,000 psi (207 bar)

General Accessories

Rupture Indicator

Features and Benefits

Used on MH divider valve applications where lube system pressures exceed 2,500 psi.

- High pressure from blockage causes a disc to rupture
- Lubricant forces an indicator pin to protrude, indicating the blockage
- High pressure backs up through the system and trips a switch to shut the system off
- When fault is corrected, disc must be replaced and pin reset

Typical Applications

- Works with MHH divider valves

Ordering Information

Divider Valve Rupture Indicators w/Memory	
563220	3,700 psi (255 bar)
563227	7,300 psi (503 bar)
563228	2,800 psi (193 bar)
564355	4,600 psi (317 bar)
563223	5,500 psi (379 bar)
563225	6,400 psi (441 bar)
563229	2,800 psi (193 bar) with o-ring seal
563221	3,700 psi (255 bar) with o-ring seal
563222	4,600 psi (317 bar) with o-ring seal
563224	5,500 psi (379 bar) with o-ring seal
563226	6,400 psi (441 bar) with o-ring seal
Replacement Rupture Discs	
557422	2,800 psi (193 bar)
557423	3,700 psi (255 bar)
557424	4,600 psi (317 bar)
557425	5,500 psi (379 bar)
557427	6,400 psi (441 bar)
557428	7,300 psi (503 bar)
557429	8,200 psi (565 bar)



563227

*Know quickly when
critical bearings aren't
getting lubricated*

General Accessories

Rupture to Atmosphere Indicator

Features and Benefits

- Used in conjunction with system pressure switch—can warn of a fault while allowing lube system to continue to deliver to critical bearings
- Requires replacement of the rupture disc to restart the lube system
- Easy information on blocked lines, high system pressure or blocked bearings



563182

Blockages are easy to detect with the simple Rupture to Atmosphere indicator

Rupture to Atmosphere psi (bar)	1,450 (100)	1,750 (121)	2,050 (141)	2,350 (162)	2,950 (203)	3,250 (224)
MJ		•		•	•	•
MSP		•		•	•	•
MX	•	•	•	•	•	

Ordering Information

Rupture-to-Atmosphere Indicators for MJ, MSP, MHH and MXP	
564059	1,750 psi (121 bar)
563191	2,350 psi (162 bar)
563192	2,950 psi (203 bar)
563193	3,250 psi (224 bar)
563194	5,000 psi (345 bar)
563218	6,400 psi (441 bar)
563219	7,300 psi (503 bar)
563217	5,500 psi (379 bar)
Rupture-to-Atmosphere Indicators for MX	
563179	1,450 psi (100 bar)
563182	1,750 psi (121 bar)
563183	2,050 psi (141 bar)
563184	2,350 psi (162 bar)
563185	2,950 psi (203 bar)
563186	1,450 psi (100 bar), with spud assembly
563187	1,750 psi (121 bar), with spud assembly
563188	2,350 psi (162 bar), with spud assembly
Replacement Rupture Packs of 6 (11/16 in / 17.5 mm diameter discs)	
563962	1,450 psi (100 bar) – yellow
563963	1,750 psi (121 bar) – red
563964	2,050 psi (141 bar) – orange
563965	2,350 psi (162 bar) – aluminum
563966	2,940 psi (203 bar) – blue
Replacement Rupture Packs of 25 (3/8 in / 9.5 mm diameter discs)	
563952	900 psi (62 bar) – black
563954	1,450 psi (100 bar) – yellow
563955	1,750 psi (121 bar) – red
563956	2,050 psi (141 bar) – orange
563957	2,350 psi (162 bar) – aluminum
563958	2,650 psi (183 bar) – pink
563959	2,950 psi (203 bar) – blue
563960	3,250 psi (224 bar) – purple
563961	5,000 psi (345 bar) – brown

General Accessories

Magnetic Visual Indicator

Features and Benefits

Six steel balls in a clear sleeve follow a magnet which moves with the cycling piston, providing a clear visual indication of lube cycles.

Ordering Information

Divider Valve Cycle Indicators and Switches	
563251	MS/MHH visual cycle indicator assembly – o-ring seal
563260	MX/MXP visual cycle indicator assembly
563250	MS/MHH visual cycle indicator assembly – gasket seal



Cycle Switch

- Monitors piston movement to ensure completed lubrication cycle – must have cycle indicator pin
- Provides positive feedback based on actual metering piston movement
- Mounts to MJ, MSP, MXP, or MX divider with cycle pin option with simple install
- Able to be set for normally open or normally closed operation



563272

Integrates to controllers, starters or PLCs

Technical Specifications

Voltage	Amp Rating
125/250/480 VAC	15A
125 VDC	1/2A
250 VDC	1/4A
24 VDC	6A*
*non-inductive	

Ordering Information

Cycle Switches	
563270	MD-2, cycle switch, bracket assembly
563271	MD-3, cycle switch, bracket assembly
564356	MD-4, cycle switch, bracket assembly
563269	MGO cycle switch (SPDT), bracket assembly
557781	Replacement cycle switch for 563269, 563270, 563271, 564356, 563272
564357	MHP cycle switch (DPDT) bracket assembly
563272	MJ/MS/MHH/MXP cycle switch (SPDT) bracket assembly
563273	MJ/MS/MHH/MXP cycle switch (SPDT) bracket assembly – moisture resistant
557546	Replacement bracket – 563272, 563273, 564357
260067	1/2 in NPT cord grip for use with switch 557781

General Accessories

Proximity Switches

Features and Benefits

- Available in 115 VAC or 12-32 VDC
- Available for all series progressive families to provide cycle rates up to 200 CPM
- Pressure ratings up to 10,000 psi (690 bar)
- Variety of electrical connections and voltages with or without LED indication
- Select models available with UL and CSA approvals



557747

Magnetically-operated sensing devices for sending system data to the controller or PLC

Ordering Information

Divider Valve Proximity Switches									
Part Number	Divider Valve	Rating (if any)	Switch Type	Operating Voltage	Electrical Connection	LED	Max Cycles Per Min	Max Pressure, PSI (bar)	Rated Life Cycle
563495	MGO	UL	FSM	10-32 VDC	4-pin CH Mini	No	125	10,000 (690)	50,000,000+
564402	MGO	UL	FSM	115 VAC	5-pin BH Mini	No	125	10,000 (690)	50,000,000+
563970	MGO	UL	FSM	115 VAC	3-pin BH Mini	No	125	3,500 (241)	50,000,000+
17L881	MGO	IP65, IP68, IP69	Solid State PNP	10-32 DC	M12	No	200	6,000 (414)	50,000,000
564399	MXP/MX	UL	FSM	115 VAC	5-pin BH Mini	No	125	3,500 (241)	50,000,000+
563476	MXP/MX	UL	FSM	115 VAC	3-pin BH Mini	No	125	3,500 (241)	50,000,000+
563969	MXO (gasket)	UL	FSM	115 VAC	3-pin BH Mini	No	125	3,500 (241)	50,000,000+
563486	MXP/MX		FSmech	20-32 VDC	3-pin BH Mini	Yes	100	7,500 (518)	10,000,000+
564400	MXP/MX		FSmech	20-32 VDC	5-pin BH Mini	Yes	100	7,500 (518)	10,000,000+
564401	MXP/MX	CSA _{NRTL}	FSmech	115 VAC or 10-32 VDC	Explosion-Proof*	No	100	7,500 (518)	10,000,000+
557752	MXP/MX	UL	FSM	10-32 VDC	4-pin CH Mini	No	125	10,000 (690)	50,000,000+
558938	MXP/MX	UL	FSM	115 VAC	5-pin BH Mini	No	125	10,000 (690)	50,000,000+
564403	MXP/MX	UL	FSM	10-32 VDC	4-pin Micro	No	125	10,000 (690)	50,000,000+
17L880	MXP/MX	IP65, IP68, IP69	Solid State PNP	10-32 DC	M12	No	200	8,000 (552)	50,000,000
557741	MSP/MHH	UL	FSM	115 VAC	3-pin BH Mini	No	125	3,500 (241)	50,000,000+
557745	MSP/MHH	✓	FSM	115 VAC	Explosion-Proof*	No	125	3,500 (241)	50,000,000+
558933	MR (gasket)	✓	FSM	115 VAC	Explosion-Proof*	No	125	3,500 (241)	50,000,000+
557746	MSP/MHH	UL	FSM	115 VAC	5-pin BH Mini	No	125	3,500 (241)	50,000,000+
557747	MSP/MHH	UL	FSM	10-32 VDC	4-pin CH Mini	No	125	3,500 (241)	50,000,000+
563477	MSP/MHH		FSmech	20-32 VDC	5-pin BH Mini	Yes	100	7,500 (518)	10,000,000+
563478	MSP/MHH		FSmech	20-32 VDC	3-pin BH Mini	Yes	100	7,500 (518)	10,000,000+
563484	MSP/MHH		FSmech	115 VAC or 10-32 VDC	5-pin BH Mini	No	100	7,500 (518)	10,000,000+
563485	MSP/MHH	CSA _{NRTL}	FSmech	115 VAC or 10-32 VDC	Explosion-Proof*	No	100	7,500 (518)	10,000,000+
563427	MSP/MHH		Reed	115 VAC or 10-32 VDC	1/2 in NPT cond	No	60	7,500 (518)	10,000,000+
563501	MSP/MHH		FSmech	20-32 VDC	4-pin Micro	Yes	100	7,500 (518)	10,000,000+
17L983	MSP/MHH	IP65, IP68, IP69	Solid State PNP	10-32 DC	M12	No	200	7,500 (518)	50,000,000
17M380	MJ/MD	IP65, IP68, IP69	Solid State PNP	10-32 DC	M12	No	200	3,000 (207)	50,000,000
17L879	CSP	IP65, IP68, IP69	Solid State PNP	10-32 DC	M12	No	200	5,075 (350)	50,000,000

Note: The FSmech illuminated Proximity Switches are designed to work with controllers and PLCs which have a typical input impedance of 1,500 ohms or less. Using the switch on devices which have an input impedance about 3,000 ohms or larger may cause the input to not recognize a change of state to the closed position. If using a high impedance input, it is suggested that a 563484 non illuminated FSmech switch be used. If state indication is required, a connecting cable with LEDs should be used.

UL = Approved for US and Canada – search the UL website for the certifications or contact Graco Technical Assistance.

CSA_{NRTL} = CSA approved for hazardous locations in US and Canada: Class I, Groups A, B, C and D – Division 1

✓ = UL approved for hazardous locations in US and Canada: Class I, Groups A, B, C and D – Division 1; Class II, Groups E, F and G – Division 1

*Includes 6 ft, 3 conductor cable

BH = Brad Harrison

CH = Crouse-Hinds



17L880

General Accessories

Proximity Switch Cables

Ordering Information

Part Number	Proximity Switch Connection	2nd Connection	Length	Note
Cables for Legacy Proximity Switches				
558021	3-pin BH Mini, straight	Flying leads	6 ft (1.83 m)	–
558022	3-pin BH Mini, straight	Flying leads	12 ft (3.66 m)	–
558025	4-pin CH Mini, straight	Flying leads	12 ft (3.66 m)	PNP LED
558026	4-pin CH Mini, 90°	Flying leads	12 ft (3.66 m)	PNP LED
558023	5-pin BH Mini, straight	Flying leads	6 ft (1.83 m)	–
558024	5-pin BH Mini, straight	Flying leads	12 ft (3.66 m)	–
Cables for Solid State Proximity Switches				
<i>For use with a G3 Max or G3 SP when connecting directly to the pump, when LED is required.</i>				
25M602	M12 female, straight	Flying leads	16.5 ft (5 m)	PNP switch with NPN LED – requires 124594
25M603	M12 female, straight	M12 male, straight	16.5 ft (5 m)	PNP switch with NPN LED
<i>For use with an external lubrication controller, G-Mini, PLC or other controller, when LED is required.</i>				
25M604	M12 female, straight	Flying leads	16.5 ft (5 m)	–
24Z720	M12 female, 90°	Flying leads	16.5 ft (5 m)	–
26A782	M12 female, 90°	Flying leads	33 ft (10 m)	–
<i>For use when replacing a legacy proximity switch with a new solid state proximity switch.</i>				
24Z714	M12 female, 90°	5-pin BH Mini, straight	1 ft (0.3 m)	NPN-BH adapter cable
24Z715	M12 female, 90°	3-pin BH Mini, straight	1 ft (0.3 m)	NPN-BH adapter cable
24Z716	M12 female, 90°	4-pin CH Mini, straight	1 ft (0.3 m)	NPN-BH adapter cable
24Z719	M12 female, 90°	4-pin CH Mini, straight	1 ft (0.3 m)	PNP-CH adapter cable
Other M12 cables, without LED indication				
126331	M12 female, straight	Flying leads	16.5 ft (5 m)	Requires 124594 when used with G3 Max, SP, etc.
124300	Flying leads	M12 male, straight	16.5 ft (5 m)	Requires 124301 when used with solid state proximity switch
124333	M12 female, straight	M12 male, straight	16.5 ft (5 m)	–
131214	M12 female, 90°	M12 male, straight	3.3 ft (1 m)	–
131215	M12 female, 90°	M12 male, straight	6.6 ft (2 m)	–
131216	M12 female, 90°	M12 male, straight	9.8 ft (3 m)	–
130282	M12 female, straight	M12 male, straight	3.3 ft (1 m)	–
130280	M12 female, straight	M12 male, straight	6.6 ft (2 m)	–
130283	M12 female, straight	M12 male, straight	9.8 ft (3 m)	–

General Accessories

Pressure Switches

Features and Benefits

- Easy to visually adjust line pressure and reset pressure to ensure your lube system has vented properly
- LED lights visually display pressure switch functions
- Modern 4-pin M12 micro-connector easily connects to the G3 Max and other controllers
- Turns off your pump or controller and activates venting once the lube system reaches the desired pressure level
- 1/4 NPT thread allows quick connection to injector systems



24K414

IP67 rated – Durable design allows it to operate in harsh environments

Ordering Information

Pressure Switches	
24K414	Set pressure range 290 to 5,800 psi (20 to 400 bar), reset pressure range 175 to 5,685 psi (12 to 392 bar), M12 connector (male), 9.6 to 32 VDC, 1/4 in (7.6 cm) NPT thread (male), IP67

Features and Benefits

- Moisture resistant and factory set to ensure accuracy for long life and reliability
- Sends an alarm signal to alert either a high- or low-pressure condition
- Available for hydraulic pressures from 400 to 4,700 psi



557829 + 124595

Ordering Information

Pressure Switches	
557828	4,700 psi (324 bar), 400 to 4,700 psi (28 to 324 bar) adjustable range (factory set @ 750 psi / 52 bar), moisture-resistant, NEMA 4
557829	4,700 psi (324 bar), 400 to 4,700 psi (28 to 324 bar) adjustable range (factory set @ 1,150 psi / 79 bar), moisture-resistant, NEMA 4

Features and Benefits

- High-low, adjustable pressure switches

Ordering Information

Pressure Switches	
115124	Single post pressure switch, NEMA 3
558947	Dual post control pressure switch, NEMA 3
24N181	IP65 rated for harsh environments. Fluoroelastomer seals are suitable for use in high temperature environments and synthetic lubricants. Large orifice reduces grease solidification. DIN connector. Adjustable from 580 to 5,800 psi (40 to 400 bar). 1/4 in NPT inlet.



115124



24N181

General Accessories


Broken Line Indicators

Features and Benefits

- Monitors lube line integrity to ensure lubricant is delivered to critical bearings
- Provides a visual or electronic indication
- Works with terminating oil or grease systems as well as recirculating systems

Technical Specifications

	BLI500	BLI1000	BLI1500
Simulator Pressure	60 psi (4.1 bar)	100 psi (6.9 bar)	150 psi (10.3 bar)
Minimum Pump Pressure	1,000 psi (69.0 bar)	1,500 psi (103.4 bar)	2,500 psi (172.4 bar)
Application	Recirculating Oil	Recirculating Oil or Terminating Oil	Grease



563078

The only device that provides visual indication that bearing lines are intact

Ordering Information

Broken Line Indicators										
System Type	BLI Rating	Simulator Rating	ΔP	Pressure Switch Setting (psi)	Pump Relief Valve (psi)	Blowout Disc (psi)	Minimum Pump Capacity (psi)	BLI Kit Part Number	BLI Part Number	Simulator Part Number
Re-Circulating Oil	500	60	440	400	700	N/A	1,000	563078	563068	563075
Re-Circulating Oil	1,000	100	900	850	1,400	N/A	1,500	563079	563069	563076
Terminating Oil	1,000	100	900	850	N/A	1,450	2,000	563079	563069	563076
Terminating Grease	1,500	150	1,350	1,300	N/A	2,350	2,500	563080	563070	563077

General Accessories

Filters

Ordering Information

All filter ports are female both end (f/b) unless otherwise stated. For more details, search www.graco.com for brochure L15200.

MSP Inlet Oil Filters – Typically used as a secondary filter at the inlet of MSP divider valve assemblies.					
Part Number	Type	Max Pressure PSI (bar)	Ports	Replacement Element	Micron Rating
563091	MSP standard inlet filter	3500 (241)	1/4-18 NPTF female x male	557134	10
563074	MSP zero-leak inlet "last chance" filter/restrictor		1/4-18 NPSF f x 1/4-18 NPTF m	N/A	90
563094	MSP standard/zero-leak/shunt valve inlet filter		1/4-18 NPSF f x 1/4-18 NPTF m		
564327	MSP standard/zero-leak/shunt valve inlet filter and check valve		1/4-18 NPSF f x 1/4-18 NPTF m		
564326	MSP standard Inlet filter and check valve		7/16-20 SAE-ORB female x male		
563073	MSP zero-leak and shunt "last chance" filter		9/16-18 SAE-ORB female x male		
564342	MSP standard and zero-leak inlet filter		1/4-19 BSPP female x male		
563480	ZMSP modular filter block	3000 (207)	Mounts on base 563479		25

Cartridge Oil Filters equipped with "HF2" replacement elements – Versatile medium pressure oil filters for applications up to 3 gpm (11 lpm).					
Part Number	Type	Max Pressure PSI (bar)	Ports	Replacement Element	Micron Rating
564004	Single element with electrical and visual indicator	3000 (207)	3/4-14 BSPP (ISO-1179)	556031	10
564003			3/4-14 BSPP (ISO-1179)	556032	20
564005			M27 x 2 (ISO-6149)	556031	10
564006			M27 x 2 (ISO-6149)	556032	20
562880			1 1/16-12 SAE (ISO-11926)	556031	10
564007			1 1/16-12 SAE (ISO-11926)	556032	20
562881	Single element with visual indicator		3/4-14 BSPP (ISO-1179)	556031	10
564008			3/4-14 BSPP (ISO-1179)	556032	20
564009			M27 x 2 (ISO-6149)	556031	10
564010			M27 x 2 (ISO-6149)	556032	20
562882			1 1/16-12 SAE (ISO-11926)	556031	10
562883			1 1/16-12 SAE (ISO-11926)	556032	20

Note: for NPT applications, choose one of the "SAE" options above and add quantity 2 of part number 113613 to adapt to 1/2-14 NPTF thread.

Replacement Elements For Legacy Single and Dual Cartridge Filters – Use to replace string filters and pleated elements in legacy Trabon/Manzel canister filters.			
Part Number	Dimensions	Micron Rating	Where used – legacy filter part number
557803	2-5/8 in (67 mm) OD x 3-5/8 in (92 mm) L	10	183-000-001, 183-000-041, 183-000-141
557804		25	183-000-011, 183-000-051, 183-000-151
557805		50	50 micron alternate for 3-5/8 in elements (above)
557806	2-5/8 in (67 mm) OD x 9-5/8 in (244 mm) L	10	183-000-071, 183-000-111, 183-000-201
557807		25	183-000-081, 183-000-121, 183-000-211
557808		50	50 micron alternate for 9-5/8 in elements (above)
557811		1	1 micron alternate for 9-5/8 in elements (above)

Spin-On Oil Filters – Low pressure, high flow oil filters for applications up to 20 gpm (76 lpm). Typical applications include return lines in recirculating systems, and fill lines.					
Part Number	Type	Max Pressure PSI (bar)	Ports	Replacement Element	Micron Rating
563092	Assembly with internal 25 PSI (1.7 bar) bypass	200 (13.8)	3/4-14 NPT	563093	10
563095	Assembly with external 150 PSI (10.3 bar) relief				
564343	Assembly 563095 with fill stud and mounting bracket				
563096	Assembly with external 150 PSI (10.3 bar) relief	150 (10.3)	3/4-14 BSPP (ISO 1179-1)	563097	25
563099	Assembly with external 150 PSI (10.3 bar) relief				
563100	Assembly with external 150 PSI (10.3 bar) relief				

General Accessories

Filters and Brushes

Ordering Information

In-Line Oil Filter – High-Pressure – Use with Trabon and G-series pumps in medium duty applications. Miniature Meter-Flo and Modu-Flo oil tanks include a bracket designed to receive these filters.

Part Number	Max Pressure PSI (bar)	Ports	Replacement Element	Micron Rating
563511	7,500 (517)	1/4-18 NPTF	563509	10
563512			563510	25
563513		9/16-18 SAE	563509	10
563514			563510	25
563516		1/4-19 BSPP (ISO 1179)	563509	10
563515			563510	25

In-Line Grease/Heavy Oil Strainer – High-Pressure – Use with Trabon and G-series pumps in medium duty applications. Install on reservoir fill line or near pump outlet to protect system from contaminants.

Part Number	Type	Max Pressure PSI (bar)	Ports	Replacement Element	Micron Rating (Mesh Rating)
563508	Heavy oil strainer	7,500 (517)	1/4-18 NPTF	557701	44 (325)
563507	Grease strainer		1/4-18 NPTF	557700	149 (100)
564406			1/4-19 BSPP (ISO 1179)		
563517			M14x1.5 (ISO 6419)		

Fill Point Strainers with Removable Element – Installs in fill port on reservoirs with 1/4 in NPT thread.

Part Number	Type	Max Pressure PSI (bar)	Ports	Replacement Element	Micron Rating (Mesh Rating)
563103	Oil	3,000 (207)	1/4-18 NPSF f x 1/4-18 NPTF m	557154	44 (325)
563102	Grease			557153	149 (100)

System-Specific Oil Filters – Filters designed for use with application-specific oil systems.

Part Number	Type	Max Pressure PSI (bar)	Ports	Replacement Element	Micron Rating
564053	Thrif-T Luber (TLLF-00) in-line oil filter	500 (34)	1/8-27 NPSF	557132	25
561031	High-speed SpindL-Gard inlet block filter	N/A	N/A	563489	10

Barrel Pump Fill Line Filter – Small inline filter for use as a fill filter for barrel pump modules including Fire-Ball and Dyna-Star families.


Part Number	Type	Max Pressure PSI (bar)	Ports	Replacement Element	Micron Rating
77X523	Inline fill line filter	5,000 (344)	3/8-18 NPTF female inlet x male outlet	77X541	400

“Red Alert” Grease Filter – Ideal for use as a fill line filter for barrel pump modules including Fire-Ball and Dyna-Star families. The indicator provides gradual warning of a dirty element.

Part Number	Type	Max Pressure PSI (bar)	Ports	Replacement Element	Micron Rating
17L366	36 in ² steel mesh filter, 2 gpm (7.57 lpm) flow capacity	3,000 (207)	3/4-14 NPT	129031	380

Oil Brushes

Part Number	Material	Dimensions	Maximum Temperature	Thread
124089	Horsehair	3/4 in (20 mm) diameter	176°F (80°C)	1/4 in-19 BSPP female
124090		1.2 in (30 mm) x 1.6 in (40 mm)		
124091		1.2 in (30 mm) x 2.4 in (60 mm)		
124092		1.2 in (30 mm) x 3.9 in (100 mm)		
124114	Nylon	5/8 in (16 mm) diameter	160°F (71°C)	1/8 in-27 NPT male
124115		1/2 in (13 mm) x 2 in (51 mm)		



General Accessories

Pressure Gauges and Check Valves

Ordering Information

Pressure Gauges - Bottom and Back Mounted	
126005	0 to 5,000 psi (0 to 344.7 bar), 1/4 in (6.4 mm) NPT brass back mount connection, liquid-filled, operating range -40°F to 150°F (-40°C to 66°C)
557866	0 to 3,000 psi (0 to 206.8 bar), standard
558948	0 to 150 psi (0 to 10.3 bar), 1/4 in (6.4 mm) NPT brass bottom mount connection, standard
557713	0 to 3,000 psi (0 to 206.8 bar), 1/4 in (6.4 mm) NPT stainless steel bottom mount connection, liquid-filled
102814	0 to 5,000 psi (0 to 344.7 bar), 1/4 in (6.4 mm) NPT brass bottom mount connection, standard
557278	0 to 1,500 psi (0 to 103.4 bar), 1/4 in (6.4 mm) NPT brass back mount connection, standard
557864	0 to 3,000 psi (0 to 206.8 bar), 1/4 in (6.4 mm) NPT brass back mount connection, standard
558297	0 to 10,000 psi, 1/4 in NPT brass back mount connection, standard
558298	0 to 10,000 psi (0 to 689.5 bar), 1/4 in (6.4 mm) NPT steel back mount connection, liquid-filled
Outlet Check Valves	
563196	Single check valve, 1/8-27 in (3.2 mm-68.6 cm) NPTF x 1/8-27 in (3.2 mm-68.6 cm) NPSF carbon steel, steel ball, 5,000 psi (344.7 bar) max
563052	Single check valve, 7/16-20 in (11.1 mm-50.8 cm) x 7/16-20 in (11.1 mm-50.8 cm) SAE stainless steel, fluoroelastomer ball, 7,500 psi (517.1 bar) max
563054	Single check valve, 7/16-20 in (11.1 mm-50.8 cm) x 7/16-20 in (11.1 mm-50.8 cm) SAE stainless steel, steel ball, 3,500 psi (241.3 bar) max
Maxi-Flo Relief Valve - Field-Installed Only	
563375	600 psi (41.4 bar)
Single Ball Check Valves	
563195	10 psi (.69 bar) nominal cracking pressure, 1/8 in (3.2 mm) NPTF (M) x 1/8 in (3.2 mm) NPSF (F), steel body/ball, 5,000 psi (344.7 bar) max
563199	15 psi (1.03 bar) nominal cracking pressure, 1/8 in (3.2 mm) NPSF (F) x 1/8 in (3.2 mm) NPTF (M), steel body/ball, 5,000 psi (344.7 bar) max
563196	35 psi (2.4 bar) nominal cracking pressure, 1/8 in (3.2 mm) NPTF (M) x 1/8 in (3.2 mm) NPSF (F), steel body/ball, 5,000 psi (344.7 bar) max
563200	35 psi (2.4 bar) nominal cracking pressure, 1/8 in (3.2 mm) NPSF (F) x 1/8 in (3.2 mm) NPTF (M), steel body/ball, 5,000 psi (344.7 bar) max
563201	60 psi (4.1 bar) nominal cracking pressure, 1/8 in (3.2 mm) NPSF (F) x 1/8 in (3.2 mm) NPTF (M), steel body/ball, 5,000 psi (344.7 bar) max
563197	125 psi (8.6 bar) nominal cracking pressure, 1/8 in (3.2 mm) NPTF (M) x 1/8 in (3.2 mm) NPSF (F), steel body/ball, 5,000 psi (344.7 bar) max
563198	250 psi (17.2 bar) nominal cracking pressure, 1/8 in (3.2 mm) NPTF (M) x 1/8 in (3.2 mm) NPSF (F), steel body/ball, 5,000 psi (344.7 bar) max
563202	250 psi (17.2 bar) nominal cracking pressure, 1/8 in (3.2 mm) NPSF (F) x 1/8 in (3.2 mm) NPTF (M), steel body/ball, 5,000 psi (344.7 bar) max
563051	360 psi (24.8 bar) nominal cracking pressure, 1/8 in (3.2 mm) NPTF (M) x 1/8 in (3.2 mm) NPSF (F), Steel Body/Ball, 5,000 psi (344.7 bar) max
563206	10 psi (.69 bar) nominal cracking pressure, 1/4 in (6.4 mm) (M) x 1/4 in (6.4 mm) (F), steel body/ball, 5,000 psi (344.7 bar) max

563210	10 psi (.69 bar) nominal cracking pressure, 1/4 in (6.4 mm) NPSF (F) x 1/4 in (6.4 mm) NPTF (M), steel body/ball, 5,000 psi (344.7 bar) max
563207	35 psi (2.4 bar) nominal cracking pressure, 1/4 in (6.4 mm) NPTF (M) x 1/4 in (6.4 mm) NPSF (F), steel body/ball, 5,000 psi (344.7 bar) max
563211	35 psi (2.4 bar) nominal cracking pressure, 1/4 in (6.4 mm) NPSF (F) x 1/4 in (6.4 mm) NPTF (M), steel body/ball, 5,000 psi (344.7 bar) max
563208	100 psi (6.9 bar) nominal cracking pressure, 1/4 in (6.4 mm) NPTF (M) x 1/4 in (6.4 mm) NPSF (F), steel body/ball, 5,000 psi (344.7 bar) max
563209	250 psi (17.2 bar) nominal cracking pressure, 1/4 in (6.4 mm) NPSF (F) x 1/4 in (6.4 mm) NPTF (M), steel body/ball, 5,000 psi (344.7 bar) max
563054	35 psi (2.4 bar) nominal cracking pressure, 7/16-20 in (14.3 mm-50.8 cm) SAE (M) x 7/16-20 in (14.3 mm-50.8 cm) SAE (F), SS body/steel ball, 3,500 psi (241.3 bar) max
563055	35 psi (2.4 bar) nominal cracking pressure, 9/16-18 in (14.3 mm-45.7 cm) SAE (M) x 9/16-18 in (14.3 mm-45.7 cm) SAE (F), SS body/steel ball, 3,500 psi (241.3 bar) max
563052	35 psi (2.4 bar) nominal cracking pressure, 7/16-20 in (14.3 mm-50.8 cm) SAE (M) x 7/16-20 in (14.3 mm-50.8 cm) SAE (F), SS body/FKM ball, 7,500 psi (517.1 bar) max
563047	42 psi (2.9 bar) nominal cracking pressure, 1/4 in (6.4 mm) NPSF (F) x 1/4 in (6.4 mm) NPSF (F), SS body/NBR ball, 7,500 psi (517.1 bar) max
563046	48 psi (3.3 bar) nominal cracking pressure, 1/4 in (6.4 mm) NPSF (F) x 1/4 in (6.4 mm) NPSF (F), SS body/FKM ball, 7,500 psi (517.1 bar) max
563048	35 psi (2.4 bar) nominal cracking pressure, 1/8 in (3.2 mm) NPSF (F) x 1/8 in (3.2 mm) NPTF (M), steel body/FKM ball, 100 psi (6.9 bar) max
563049	35 psi (2.4 bar) nominal cracking pressure, 1/8 in (3.2 mm) NPTF (M) x 1/8 in (3.2 mm) NPSF (F), steel body/FKM ball, 100 psi (6.9 bar) max
Double Ball Check Valves	
562642	90 psi (6.2 bar) nominal cracking pressure, 1/8 in NPT(F) x 1/8 in NPT(M), carbon steel body, SS ball, 8,000 psi (551.6 bar) max
562647	90 psi (6.2 bar) nominal cracking pressure, 1/8 in NPT(F) x 1/8 in NPT(M), SS body/ball, 8,000 psi (551.6 bar) max
563203	45 psi (3.1 bar) nominal cracking pressure, twin tandem, 1/4 in (6.4 mm) NPTF (M) x 1/8 in (3.2 mm) NPTF (M), SS body/ball, 10,000 psi (690 bar) max
563205	45 psi (3.1 bar) nominal cracking pressure, twin tandem, 1/4 in (6.4 mm) NPTF (M) x 1/4 in (6.4 mm) NPTF (M), SS body/ball, 10,000 psi (690 bar) max
563058	100 psi (2.4 bar) nominal cracking pressure, 1/4 in (6.4 mm) IP (F) x 1/4 in (6.4 mm) IP (M), brass body/ball, 3,000 psi (206.9 bar) max
563059	100 psi (2.4 bar) nominal cracking pressure, 1/4 in (6.4 mm) in O.D. pipe inlet (F), 1/4 in (6.4 mm) NPT (M) outlet, brass body/ball, 3,000 psi (206.9 bar) max
563061	48 psi (3.3 bar) nominal cracking pressure, 1/4 in (6.4 mm) NPSF (F) x 1/4 in (6.4 mm) NPSF (F), SS body/FKM ball, 7,500 psi (517.1 bar) max
563060	48 psi (3.3 bar) nominal cracking pressure, 1/4 in (6.4 mm) NPSF (F) x 1/4 in (6.4 mm) NPSF (F), SS body/NBR ball, 7,500 psi (517.1 bar) max

General Accessories

Installation Accessories – Hose, Tubing, Fittings, and Mounting Hardware

Ordering Information

8.6 mm OD Hoses and Accessories				
Hose – 8.6 mm OD, 5/32 in (4 mm) ID, 3,000 PSI, braided with polyurethane cover				
17S552	82 ft (25 m)			
17S553	164 ft (50 m)			
17S554	328 ft (100 m)			
17S555	656 ft (200 m)			
Hose Ends – threaded, hose sleeve already included				
17Y690	Field-installable swivel hose end fitting, 8.6 mm OD hose, #4 JIC, SAE 7/16-20 female			
17Y691	Field-installable swivel hose end fitting, 8.6 mm OD hose, 1/8 NPT Male			
Hose Ends – 6 mm OD studs				
17L648	Hose sleeve, 8.6 mm OD hose – combine with any of the hose studs below			
G-Lock P-T-C	Compression			
17L649	17R565	Straight 6 mm hose stud		
17L650	17R566	90 deg. elbow 6 mm hose stud		
NPT and BSP Fittings – 6 mm ID on one end to receive 6 mm hose stud, male pipe thread on other end				
G-Lock P-T-C		Compression		
Straight	Elbow (90)	Straight	Elbow (90)	Pipe Thread
17Y689	N/A	17T780	17T781	1/8 in NPT
N/A	N/A	17T782	17T783	1/4 in NPT
17L545	17L449	17L548	17L546	1/8 in BSP
17R569	N/A	17R571	17R572	1/4 in BSP
1/8 in ID Hoses and Accessories				
128570	Hose, 1/8 in ID, 3,000 PSI, 200 feet, braided with polyurethane cover			
128571	Hose, 1/8 in ID, 3,000 PSI, 400 feet, braided with polyurethane cover			
128862	Hose, 1/8 in ID, 3,000 PSI, 2,000 feet, braided with polyurethane cover			
128579	Hose guard, 3/8 in ID, 160 feet			
128580	Hose guard, 3/8 in ID, 320 feet			
128561	Field-installable swivel hose end fitting, 1/8 in ID hose, #4 JIC, SAE 7/16-20 female			
128562	Field-installable swivel hose end fitting, 1/8 in ID hose, 1/8 NPT male			
128006	Clamp, 3/8 in OD hose			
17L941	Hose repair kit, 1/8 in OD			
1/4 in ID Hoses and Accessories				
128572	Hose, 1/4 in ID, 2,750 PSI, 100 feet, braided with polyurethane cover			
128573	Hose, 1/4 in ID, 2,750 PSI, 125 feet, braided with polyurethane cover			
130281	Hose, 1/4 in ID, 2,750 PSI, 250 feet, braided with polyurethane cover			
131164	Hose, 1/4 in ID, 2,750 PSI, 500 feet, braided with polyurethane cover			
128581	Hose guard, 1/2 in ID 80 feet			
128582	Hose guard, 1/2 in ID 100 feet			
128563	Field-installable swivel hose end fitting, 1/4 in ID hose, #4 JIC, SAE 7/16-20 female			
128564	Field-installable swivel hose end fitting, 1/4 in ID hose, 1/4 NPT male			
128565	Field-installable swivel hose end fitting, 1/4 in ID hose, 1/8 NPT male			
557944	Clamp, 7/16 in OD hose			
17L942	Hose repair kit, 1/4 in OD			
3/8 in ID Hoses and Accessories				
17P336	Hose, 3/8 in ID, 4750 PSI, 100 feet, steel braided with synthetic rubber cover			
17P337	Field-installable swivel hose end fitting, 3/8 in ID hose, #6 JIC, SAE 9/16-18 female			
117832	Fitting, #6 JIC SAE 9/16-18 male x 3/8 in NPT male			
1/8 in OD Tubing and Accessories				
127554	Tubing, 1/8 in OD, 625 PSI, 100 feet			
127551	1/8 in tube x 1/8 in NPT straight compression fitting			
1/4 in OD Tubing and Accessories				
127555	Tubing, 1/4 in OD, 625 PSI, 100 feet			
127552	1/4 in tube x 1/4 in NPT straight compression fitting			
555726	1/4 in tube x 1/4 in NPT elbow compression fitting			
127553	1/4 in tube x 1/8 in NPT straight compression fitting			
556634	1/4 in tube x 1/8 in NPT elbow compression fitting			



General Accessories

General Accessories

Installation Accessories – Hose, Tubing, Fittings, and Mounting Hardware

Ordering Information

3/16 in OD Tubing and Bulk Fittings	
16A169	Tubing, 3/16 in OD, Single Tube, 1,350 PSI, 100 Feet
16A171	Tubing, 3/16 in OD, Double Tube, 1,350 PSI, 100 Feet
16A172	Tubing, 3/16 in OD, Triple Tube, 1,350 PSI, 100 Feet
127722	Male Elbow, 3/16 in Tube x 1/8 in NPT, Brass, Quantity 250
127723	Male Connector, 3/16 in Tube x 1/8 in NPT, Brass, Quantity 250
127724	Union, 3/16 in Tube, Brass, Quantity 50
127725	Union, 5/16 in Tube, Brass, Quantity 50
Elbows	
556763	#4 JIC SAE 7/16-20 male x 1/8 in NPT male
556764	#4 JIC SAE 7/16-20 male x 1/4 in NPT male
15K740	1/4-28 SAE male x 1/8 in NPT female
15K783	1/8 NPT male x 1/8 NPT female, PTF SAE Short
560530	1/8 NPT male x 1/4 NPT female
15M045	1/4 NPT male x 1/4 NPT female
560533	1/4 NPT male x 1/8 NPT female
560534	3/8 NPT male x 3/8 NPT female
158683	1/2 NPT male x 1/2 NPT female
45° Elbows	
557395	1/8 NPT male x 1/8 NPT female
560532	1/4 NPT male x 1/4 NPT female
Reducing Bushings	
556402	1/4 NPT male x 1/8 NPT female
556403	3/8 NPT male x 1/8 NPT female
556404	3/8 NPT male x 1/4 NPT female
100206	1/2 NPT male x 1/4 NPT female
Expanding Bushings	
556416	1/8 NPT male x 1/4 NPT female
156580	1/8 NPT male x 3/8 NPT female
150287	1/4 NPT male x 3/8 NPT female
159842	1/4 NPT male x 1/2 NPT female
156022	3/8 NPT male x 1/2 NPT female
Pipe Extensions M x F	
557392	1/8 NPT male x 1/8 NPT female, 3/4 long
557393	1/8 NPT male x 1/8 NPT female, 1-1/4 long
563178	1/8 NPT male x 1/8 NPT female, 2-1/4 long
Adapter	
555749	#4 JIC SAE 7/16-20 male x 1/8 in NPT male
556762	#4 JIC, SAE 7/16-20 male x 1/4 in NPT male
555453	1/4 NPT male x 1/4 NPT male
556408	1/4 NPT male x 1/8 NPT male
156296	3/8 NPT male x 1/8 NPT male
165198	3/8 NPT male x 1/4 NPT male
156849	3/8 NPT male x 3/8 NPT male
17G422	1/8 NPT female x 1/8 BSPT male short
17K061	1/8 NPT female x 1/8 BSPT male elbow
17K062	1/8 NPT female x 1/8 BSPT male long



15K783



557395



556402



556416



557392



555453

General Accessories

Installation Accessories – Hose, Tubing, Fittings, and Mounting Hardware

Ordering Information

Anchor Mounts	
560540	180° Straight Anchor Fitting, 1/8 in NPSF
560541	180° Straight Anchor Fitting, 1/4 in NPSF
558910	180° Straight Anchor Fitting, 1/2 in NPSF
560542	Cross Anchor Fitting, 1/4 in NPSF
560543	Cross Anchor Fitting, 1/8 in NPSF
561430	180° Straight Anchor Fitting, 2 lines, 1/4 in NPSF
560535	90° Drop Elbow Brass, 1/8 in NPSF
560537	Wing Tee, 1/4 in NPTF
Grease Zerks	
557969	Grease Zerk Cover
555888	1/8 in NPT, 5,000 PSI, Straight, Leakproof
556429	1/8 in NPTF, 5,000 PSI, 90 Degree, Leakproof, Buna-N
100054	1/8 in, 10,000 PSI
100848	1/4 in, 10,000 PSI
Fill Studs	
24M644	QD Style w/Cap
110712	1/4 in Button Head
100854	3/8 in Button Head
Mounting Weld Studs	
127512	1/4-20 x 0.710 in long
127513	1/4-20 x 0.96 in long
127514	1/4-20 x 1.2 in long
17D024	1/4-20 x 2 in long
17D023	3/8-16 x 1.25 in long
Clamps	
127012	3/8 in clamp diameter x 9/32 mounting hole
557944	1/2 in clamp diameter x 9/32 mounting hole
127515	1 1/2 in clamp diameter x 9/32 mounting hole
Bulkheads	
128566	1/4 NPT
557950	1/8 NPT
Hose Vise Block	
127145	1/8 in, 1/4 in, 1/2 in ID hose
Hex Coupling	
560528	1/8 NPT female x 1/8 NPT female
113093	1/4 NPT female x 1/4 NPT female
162024	3/8 NPT female x 3/8 NPT female
Male Run Tee	
556419	1/8 NPT male x 1/8 NPT female (2)
556420	1/4 NPT male x 1/4 NPT female (2)
128568	3/8 NPT male x 3/8 NPT female (2)
Male Branch Tee	
558795	1/8 NPT male x 1/8 NPT female (2)
556407	1/4 NPT male x 1/4 NPT female (2)
128567	3/8 NPT male x 3/8 NPT female (2)
Plugs	
557349	1/8 in NPT socket head
111697	1/4 in NPT square head
100040	3/8 in NPT square head
Cable Tie	
17K063	Cable tie 14 in x .30 in, qty 100



100848



24M644



557950



560528



556419



100040

General Accessories

Fittings

Ordering Information

Pipe Fittings	
560532	45° Street Elbow - 1/4 in (6.4 mm) Female x 1/4 in (6.4 mm) male, steel
560530	90° Street Elbow - 1/4 in (6.4 mm) Female x 1/8 in (3.2 mm) male, steel
15M045	90° Street Elbow - 1/4 in (6.4 mm) Female x 1/4 in (6.4 mm) male, steel
560533	90° Street Elbow - 1/8 in (3.2 mm) Female x 1/4 in (6.4 mm) male, steel
560534	Fitting - Street Elbow, 3/8 in (9.5 mm) Male x 3/8 in (9.5 mm) female
560528	Hex Coupling - 1/8 in (3.2 mm) female, steel
556402	Reducing Brushing - 1/4 in (6.4 mm) male x 1/8 in (6.4 mm) female, steel
563178	Extension Nipple - 1/8 in (6.4 mm) female x 1/8 in (6.4 mm) male, 2-1/4 in (5.7 cm) length, steel
556632	Male Connector - 1/4 in (6.4 mm) T x 1/8 in (3.2 mm) male, brass
556633	Male Connector - 1/4 in (6.4 mm) T x 1/4 in (6.4 mm) male, brass
556634	Male Elbow - 1/4 in (6.4 mm) T x 1/8 in (3.2 mm) male, brass
555726	Male Elbow - 1/4 in (6.4 mm) T x 1/4 in (6.4 mm) male, brass
555727	Tube Sleeve - 3/16 in (4.8 mm) T, brass
556635	Tube Sleeve - 1/4 in (6.4 mm) T, brass
Straight and Angle Swivels	
563212	90° Angle Swivel - 1/8 in (3.2 mm)
563214	90° Angle Swivel - 1/4 in (6.4 mm)
564350	90° Angle Swivel - 1/2 in (12.7 mm)
563213	180° Straight Swivel - 1/8 in (3.2 mm)
563215	180° Straight Swivel - 1/4 in (6.4 mm)
563154	180° Straight Swivel - 1/2 in (12.7 mm)
564352	180° Straight Swivel - 1 in (2.5 cm)
563146	90° Compact Swivel - 1/4 in (6.4 mm)
563147	180° Compact Swivel - 1/4 in (6.4 mm)
563150	180° Compact Swivel - 1/8 in (3.2 mm)
563148	90° Swivel Adapter - 1/8 in (3.2 mm) NPT x 1/8 in (3.2 mm) NPT female
Tube Fittings	
556448	Zerk Adapter Quick Fitting
556636	Male Tee - 5/16 in (7.9 mm) tube, 1/8 in (3.2 mm) NPTF
556637	Union Tee - 5/16 in (7.9 mm) tube
556638	Male Elbow - 3/16 in (4.8 mm) tube 1/8 in (3.2 mm) NPTF
556639	Male Elbow - 5/16 in (7.9 mm) tube, 1/8 in (3.2 mm) NPTF
556640	Male Elbow - 5/16 in (7.9 mm) tube, 1/4 in (6.4 mm) NPT
556642	Female Connector - 3/16 in (4.8 mm) tube, 1/8 in (3.2 mm) NPT
556643	Female Connector - 5/16 in (7.9 mm) tube, 1/8 in (3.2 mm) NPT
556644	Male Connector - 3/16 in (4.8 mm) tube, 1/8 in (3.2 mm) NPTF
556645	Male Connector - 5/16 in (7.9 mm) tube, 1/8 in (3.2 mm) NPTF
556646	Male Connector - 5/16 in (7.9 mm) tube, 1/4 in (6.4 mm) NPT
556647	Union - 3/16 in (4.8 mm) tube
556648	Union - 5/16 in (7.9 mm) tube
556649	Nut - 3/16 in (4.8 mm) tube
556650	Nut - 5/16 in (7.9 mm) tube
556652	Sleeve - 3/16 in (4.8 mm) tube
556653	Sleeve - 5/16 in (7.9 mm) tube
556656	5/16 in (7.9 mm) Tube Brass Insert - minimum order of 20 (price each)
556660	3/16 in (4.8 mm) Tube Nut and Sleeve
562995	Male Connector - 3/16 in (4.8 mm) Tube, 1/4-28 in (6.4 mm-71.1 cm) SAE male

556661	Straight Connector - push-to-connect 3/16 in (4.8 mm) tube, 1/8 in (3.2 mm) PM
556662	Elbow - 90 ft (27.4 m), push-to-connect 3/16 in (4.8 mm) tube, 1/8 in (3.2 mm) PM
556666	5/16 in (7.9 mm) Tube Nut and Sleeve
556670	90° Elbow - 3/16 in (4.8 mm) Tube, 1/8 in (3.2 mm) NPT female
15K783	90° Elbow - 1/8 in (3.2 mm) NPTF male/female, PTF SAE short
557395	45° Street Elbow - 1/8 in (3.2 mm) NPTF male/female
560534	Street Elbow Fitting - 3/8 in (9.5 mm) male, 3/8 in (9.5 mm) female
563759	Air-Operated Tractor Hardware Package - 30 point
557954	Adapter - 45° elbow, 1/4-28 in (6.4 mm-71.1 cm) SAE male x 1/8 in (3.2 mm) NPTF female
557968	Zerk Fitting - 1/8 in (3.2 mm) NPT @ 65° angle
563776	Zerk Adapter - 90°
563777	Zerk Adapter - straight
G-Lock Push-to-Connect (PTC) Fittings	
For use with 1/8 in ID hose only	
17L441	1/4 in stud PTC, M10, CSP outlet
25M496	90 degree 1/4 in field-installable stud
25M497	Straight 1/4 in field-installable stud
17L442	1/4 in stud PTC with male 1/8 in NPT, inlet or LP
17L547	1/4 in stud PTC with male 1/4 in NPT, pump outlet
Nylon Tube Push-To-Connect (PTC) Fittings	
For use with 1/4 in OD nylon tube	
17L440	1/4 in OD nylon tube PTC, M10, CSP outlet
17L652	90 degree 1/4 in OD nylon tube PTC, male 1/8 in NPT, inlet or LP
17L653	Straight 1/4 in OD nylon tube PTC, male 1/8 in NPT, inlet or LP
CSP Outlet Fittings	
25M498	1/8 in NPT female with check, M10
25M499	1/4 in compression with check, M10
Miscellaneous Adapters and Fittings	
556403	Reducing Bushing - 3/8 in (9.5 mm) NPT x 1/8 in (3.2 mm) NPT female
556407	Fitting Tee - 1/8 in (6.4 mm) male x (2) 1/8 in (6.4 mm) female
556420	Fitting Tee - 1/4 in (6.4 mm) male x (2) 1/4 in (6.4 mm) female
15M037	Press-to-Fit - 1/8 in (3.2 mm) NPSF
563148	90° Swivel Adapter - 1/8 in (3.2 mm) NPT x 1/8 in (3.2 mm) NPT female
557392	Extension - 1/8 in (3.2 mm) NPT x 1/8 in (3.2 mm) NPTF, 3/4 in (19 mm) long
557393	Extension - 1/8 in (3.2 mm) NPT x 1/8 in (3.2 mm) NPTF, 1-1/4 in (3.18 cm) long
557950	Bulkhead FTG - 1/8 in (3.2 mm) NPT
15K740	Elbow Adapter - 1/4-28 in (6.4 mm-71.1 cm) SAE male x 1/8 in (3.2 mm) NPTF female
15K784	Elbow Adapter - 1/4-28 in (6.4 mm-71.1 cm) SAE male x 1/8 in (3.2 mm) NPTF female, short
557955	Straight Adapter - 1/4-28 in (6.4 mm-71.1 cm) SAE male x 1/8 in (3.2 mm) NPTF female
Hose Fittings	
555749	Connector - 1/8 in (3.2 mm) NPT, #4 JIC
556762	Connector - 1/4 in (6.4 mm) NPT, #4 JIC
556763	90° Elbow - 1/8 in (3.2 mm) NPT, #4 JIC
556764	90° Elbow - 1/4 in (6.4 mm) NPT, #4 JIC

Graco Controllers-at-a-Glance

Selecting the Right Controller is Easy!

Feature	Controller											
	GLC 4400 AC (24B596)	GLC 4400 DC (24B591)	GLC-X	GLC 2200 (24N468)	Grease Jockey Timer (24W482)	Solid State Timer (562872)	G3 Max	G3 SP	G3 Pro	G1 Plus	Electric Grease Jockey	G-Mini Controller
Voltage	100-240 VAC	9-30 VDC	9-30 VDC	9-30 VDC	9-32 VDC	115/230 VAC	AC: 88-264 VAC 24V: 18-32 VDC 12V: 9-16 VDC				24V: 18-32 VDC 12V: 9-16 VDC	24V: 18-32 VDC 12V: 9-16 VDC
AC Frequency	50/60 Hz	N/A	N/A	N/A		50/60 Hz	AC: 47-63 (50/60) Hz – DC: N/A				N/A	N/A
Max amps (pump output)	10 A	5 A	10 A	7 A		3 A	N/A	N/A	N/A	N/A	N/A	N/A
Min On Time	1 sec		10 secs	1 sec		~ 12 secs	1 sec*	4 mins/cyc	1 sec*	1 min	1 sec*	1 min
Max On Time	100 hrs (99:59:59)		100 hrs (99:59:59) (Timeout) Must be < Interval	60 mins (59:59)		13 mins	30 mins	4 mins/cyc	30 mins	30 mins	30 mins	30 mins
Minimum Cycle Count	1 (optional)		1	1 (optional)	N/A	N/A	1 (optional)	1	N/A	N/A	N/A	1
Maximum Cycle Count	9,999		100	99	N/A	N/A	9,999	99	N/A	N/A	N/A	99
Pressure Switch Function	Configurable for both injectors and divider valves		Configurable for both injectors and divider valves	For injectors only	N/A	N/A	For injectors only	N/A	N/A	N/A	N/A	N/A
Min Off Time	1 sec		1 min (Interval) Must be > Timeout	1 min		30 secs	2 sec**	15 mins	2 sec**	1 hr	1 min**	15 min
Max Off Time	9,999 hrs		100 hrs (99:59) (Interval)	100 hrs (99:59)		32 hrs	9,999 hrs	9,999 hrs	9,999 hrs	24 hrs	100 hrs (99:59)	99 hrs
Stroke/Machine Count	Yes		Yes	-	-	-	Yes	-	-	-	-	-
Minimum Stroke/Machine Count	1 (optional)		1	-	-	-	1 (optional)	-	-	-	-	-
Maximum Stroke/Machine Count	9,999		10,000	-	-	-	9,999	-	-	-	-	-
Pulse mode for pump	Yes		Auto Lube App***	Yes	-	-	N/A	N/A	N/A	N/A	N/A	N/A
PreLube	Yes		Yes	-	-	-	Yes	-	Yes	-	-	Yes
PreLube Delay	Yes		Yes	-	-	-	Yes	-	Yes	-	-	Yes
Low Level Input	Yes		Yes	Yes	-	-	N/A	N/A	N/A	N/A	N/A	N/A
Low Level Output	Yes		Auto Lube App***	Yes	-	-	Yes	Yes	Yes	Yes	Yes	Yes
Alarm Output	Yes		Auto Lube App***	Yes	-	-	Yes	Yes	LL only	LL only	Yes	Yes
OK Signal	Yes		Auto Lube App***	-	-	-	Yes, with "A5" set to "On"	-	-	-	-	-
Manual Run (onboard)	Yes		Yes	Yes	Yes	Yes	Yes	Yes	Yes	Yes	Yes	Yes
Remote Manual Run	Yes		Auto Lube App***	-	-	-	Yes	Yes	Yes	Yes	Yes	Yes
Enclosure Rating (None are explosion proof)	IP69K		IP69K	IP54	IP54	N/A	IP69K	IP69K	IP69K	IP69K	Yes	IP69K

*Note: The 22 rpm motor needs 3 seconds to stroke the G3 or EGJ piston pump once; Graco recommends a minimum of 6 seconds On Time for G3 and EGJ pumps.

**Off Time must be at least twice as long as On Time.

***These features are available via a Bluetooth connection to the Graco Auto Lube app on your smartphone or tablet.

Controllers

GLC™ 2200 Controller

Features and Benefits

- Easy to mount without having to open up the control box
- LEDs let you know what your system is doing at a glance
- Easy to read digital display makes it simple to program and monitor your equipment
- In-cab visual and audible alarms let the operator know your equipment needs attention. Or set up a remote alarm to alert service or maintenance staff
- Simple icon based push buttons make programming easy
- Color coded wiring harness with flying leads and easy to follow wiring diagrams makes installations efficient

Available Inputs

- Pressure/cycle switch
- Low level switch

Available Outputs

- Pump power control
- External alarms—both low level and pressure/cycle faults

Typical Applications

- Heavy construction, mining, other mobile on-road and off-road equipment

Technical Specifications

Height.....	5.53 in (140 mm)
Width.....	2.75 in (70 mm)
Depth.....	1.38 in (35 mm)
Protection Grade.....	IP54
Operating Temperature.....	-40°F to 176°F (-40°C to 80°C)
Standards.....	CE Marked
Power Source DC.....	9 - 30 VDC
Manual.....	3A2960A

Ordering Information

GLC 2200	
24N468	GLC 2200 controller
24P314	GLC 2200 wiring harness – 5 feet (150 cm) with flying leads
24W981	GLC 2200 wiring harness – 10 feet (300 cm) with flying leads
24P686	GLC 2200 connector (1) and pins (12)
24P687	GLC 2200 connectors (5) and pins (60)
16T671	Crimper
24X606	Mounting bracket kit
17G007	Yellow iron mounting bracket with slide adjustment



Controllers

GLC™ 4400 Controller

Features and Benefits

- Customize your lubrication time, pressure, cycle counts and machine counts for maximum precision and productivity
- Simple icon- and menu-based user interface is easy to setup and operate, saving valuable technician time
- Special operation modes save setup and inspection time
- Rugged and weatherproof, meeting stringent IP69K protection requirements
- Works with single line resistive, single line parallel, series progressive and dual line systems

Available Inputs

- Pressure/cycle switch
- Machine count switch
- Reservoir level switch
- Remote manual run switch

Available Outputs

- Pump control signal
- Low level alarm signal
- Pressure/cycle alarm
- System okay signal

Typical Applications

- Heavy construction, mining, other mobile off-road equipment
- In plant machinery, food and beverage, wind energy

Technical Specifications

Height.....	4.7 in (120 mm)
Width.....	4.8 in (122 mm)
Depth.....	3.6 in (91 mm)
Protection Grade.....	IP 69K
Operating Temperature.....	-40°F to 145°F (-40°C to 63°C)
Net Weight.....	2 lbs (0.9 kg)
Standards.....	CE Marked
Manual.....	313855

Ordering Information

GLC 4400	
24B591	9-30 VDC
24B596	100-240 VAC



24B591

Controllers

GLC™ X Controller

Drive More Productivity

The powerful, easy-to-use Graco GLC X automatic lubrication controller captures more information so operators, technicians and managers can make faster, smarter decisions. Paired with the intuitive Auto Lube app, users can monitor system performance and make adjustments with incredible speed, precision and freedom from their personal mobile device.



Indoor/Outdoor Mountable (IP69K)

Designed to withstand all the elements, including high-pressure washes and inclement weather encountered at the harshest and dirtiest sites.

Easy-to-Read Screen

High-contrast screen features text codes, faults and other data clearly in any ambient light without distracting operators.

Real-Time System Reporting

Program and display a wide range of customizable functions – including lubrication intervals, pressure limits, lubricant levels and more.

Smart Device and Mobile App

With the Auto Lube™ app, monitor lubrication levels, configure settings, track history and share important diagnostics.



Universal Compatibility

One controller for all your lubrication systems simplifies training and inventory.

Quick Technical Information Access

Easily scan this QR code for access to manuals, guides, video tutorials and more.



Scan Me!

Active Current Protection

9-30 VDC, 10 amp continuous power supply protects grease pumps from overcurrent and entire system from misfires, electrical shorts and surges.

Typical Applications

- Heavy construction, mining, other mobile on-road and off-road equipment

Technical Specifications

Inputs/Outputs	4/2
Power Source	9-30 VDC
Modes	Pressure / Cycle / Timer
Dimensions	3.62 in (92 mm) wide x 6.66 in (169 mm) high x 1.98 in (50 mm) deep
Operating Temperature	-22°F to 158°F (-30°C to 70°C)
Protection Grade	IP69K
Manual	3A7031

Ordering Information

GLC X Controller	
26A855	GLC X controller with 20 ft (6 m) cable
26A814	GLC X controller
GLC X Accessories	
26A853	GLC X pump simulator
26A882	GLC X 20 ft (6 m) cable
26A883	GLC X to Compact Dyna-Star® 3 ft (1 m) cable
26A888	14-pin mating connector kit

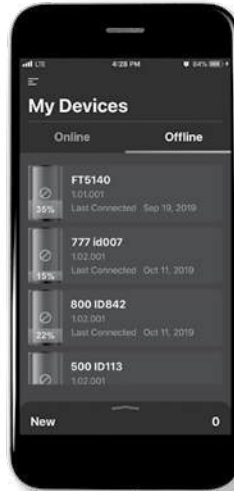
Controllers

GLC™ X Controller and Auto Lube™ App



Productivity Leads to Profitability

Help your crews work faster and minimize downtime by simplifying their everyday lubrication tasks. Designed for today's modern personal mobile device user, the **Graco Auto Lube App** is intuitive and easy to learn for users in the field. They can view historical performance charts, access support and share information with a tap or swipe.



Control Lubrication Profile Configurations

- Customize profiles for equipment and end users
- Quickly and easily assign a Lube Profile Configuration with a GLCX Controller


Manage Devices

- Connect via Bluetooth to get instant status
- Review last-known state on any historical device

Communicate in Real Time

- See, control, check and clear alarms
- Complete a manual run
- Review and share system history

Controllers



Download the **Graco Auto Lube** app from Google Play or the App Store (iOS) and perform all controller functions from the convenience of a smartphone or tablet.

Controllers

Solid-State Timer

Features and Benefits

The Solid-State Timer from Graco operates on standard 115/230 VAC 50/60 Hz input power, and provides a total on and off cycle with “on” periods to meet your specific lubrication system’s requirements. Total cycle times can be set from 1/2 minute to 32 hours. “On” time during the total cycle time can be set from 12 seconds to 13 minutes. The “on” time occurs at the beginning of each period.

- Solid-state technology combined with multiple-level protection ensures dependable performance
- Exceptional flexibility of settings allows this timer to be used with many types of simple or sophisticated lubrication systems
- Manual run button can be used to check system integrity as well as to simplify system filling and air purging
- Face-mounted LED displays timer status at a glance
- Tamper-resistant design puts cycle setting controls inside the covered case
- Easy mounting and installation
- Built-in memory keeps the timer “alive” for 1-1/2 hours during power failures and machine shutdown



562872

Technical Specifications

Electrical	115/230 VAC; 50/60 hz; 3 ampere (max.)
Temperature Range:	
Operating	0° to 131°F (-18°C to 55°C)
Storage	-67° to 185°F (-55°C to 85°C)
Enclosure	High Impact Plastic
Component Technology	Solid-State CMOS
Cycle Interval, Adjustable:	
Range 1	0.5 to 30 minutes
Range 2	0.5 to 32 hours
“On” Time	0.2 to 13 minutes
Vibration	5g’s 50 Hz
Standard: LED Indicator, Manual Run Button	

Ordering Information

Solid State Timer	
562872	115/230 VAC
558031	Solid state (SS) timer board only without enclosure

On-Road Mobile Lubrication Systems

Electric Grease Jockey®



Ruggedized Construction

U.V., chemical, and high-impact resistant – rigorously tested and field-proven.

NLGI #2 Compatible

NLGI #000 to #2 and 2000 psi (138 bar).

Low Level Signal

Alerts when out of grease.

Electrical Drive

12 VDC (7 Amp) or 24 VDC (4 Amp) power. Protected against motor burn-out.

Data Management System*

Track critical lubrication data. Fast programming.

Integrated Controls

Includes adjustable ON/OFF times, PIN code lockout and on-panel alerts.

In-Cab Feedback*

Tri-color LED system feedback indicator with Manual Run button.



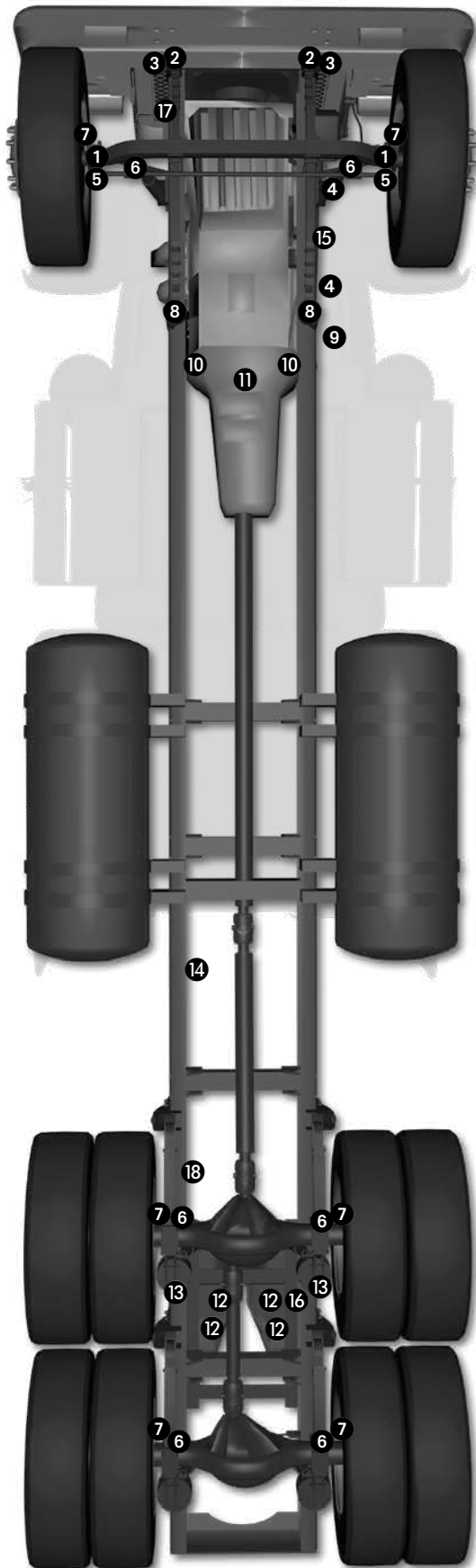
*DMS version optional equipment

Technical Specifications

Lubricant.....	NLGI #0 to #2 grease
Maximum Pressure	2,000 psi (352 bar)
Power	12 or 24 VDC
Operating Temperature.....	-40° F to 158° F (-40° C to 70° C)
Reservoir Capacity	2 liters
Maximum Run Time	30 min
Output per Element/Min	0.5 in ³ (24.6 cm ³)
Certifications/Standards	IP69K, CE, ROHS, EMC, Pressurized Equipment Directive, National Fluid Power Association
Instruction Manual	3A5082

On-Road Mobile Lubrication Systems

Electric Grease Jockey®



Truck and tractor lubrication systems lubricate these parts:

- | | |
|-------------------|----------------------------|
| ① Upper King Pins | ⑧ Spring Hangers |
| ② Lower King Pins | ⑨ Clutch Pedal |
| ③ Hood Pins | ⑩ Clutch Cross Shafts |
| ④ Spring Pins | ⑪ Clutch Throw Out Bearing |
| ⑤ Drag Links | ⑫ 5th Wheel Plate |
| ⑥ Tie Rod Ends | ⑬ 5th Wheel Pivots |
| ⑦ Slack Adjusters | |
| ⑧ S-Cams | |
-
- | | |
|---------------------|----------------------|
| ⑭ Pump | ⑰ Right Front Module |
| ⑮ Left Front Module | ⑱ Rear Module |
| ⑯ 5th Wheel Module | |

Whatever you drive,
there's a Graco system
to fit your needs



On-Road Mobile Lubrication Systems

Electric Grease Jockey®

Ordering Information



Electric Grease Jockey Pump Packages

	Package Number	25C990	25C991	25C992	25C993
Package Includes	Pump	24Z764	24Z959	24Z660	24Z958
	Power	12V	24V	12V	24V
	Data Management System	–	–	Yes	Yes
	Power Cable	129644	129644	127782	127782
	Manual Run Button	–	–	25C981	25C982

Electric Grease Jockey System Installation Kits

	Package Number	Truck with Greaseable Spring Pins			Truck with Sealed Spring Pins (non-greaseable)		
		Drum Brakes		Disc Brakes	Drum Brakes		Disc Brakes
		6 x 4 Tandem Axle	4 x 2 Single Axle		6 x 4 Tandem Axle	4 x 2 Single Axle	
		32 Point / 4 Module Kit	28 Point / 3 Module Kit	20 Point / 3 Module Kit	26 Point / 4 Module Kit	22 Point / 3 Module Kit	14 Point / 3 Module Kit
	25C971	25C972	25C973	25C974	25C975	25C976	
Package Includes	12 VDC Grease Jockey pump	25C990			25C990		
	18 ft mainline section/installable end kit	17S970			17S970		
	12 ft mainline section/installable end kit	17S969			17S969		
	6 ft mainline section/installable end kit (qty)	17S968 (2)	17S968 (1)	17S968 (1)	17S968 (2)	17S968 (1)	17S968 (1)
	Mainline tee (qty)	129759 (3)	129759 (2)	129759 (2)	129759 (3)	129759 (2)	129759 (2)
	Mainline elbow (2)	129755			129755		
	Front left meter module	25C854	25C854	25C857	25C858	25C858	25C849
	Front right meter module	25C859	25C859	25C850	25C851	25C851	25C852
	5th wheel meter module	25C853	25C855	25C853	25C853	25C855	25C853
	Rear axle meter module	25C856		–	25C856		–
	3/16 in to 1/8 NPT elbows, 10-Pack (qty)	25C977 (3)	25C977 (3)	25C977 (2)	25C977 (3)	25C977 (2)	25C977
	3/16 in to 1/8 NPT straights, 10-Pack	25C978			25C978		
	1/4-28 SAE to 1/8 NPT(F), 5-Pack	25C979			25C979		
	Mounting bracket	25T767			25T767		
	Zip ties, 100-count	17K063			17K063		
	Zip ties, looped, 10-count (qty)	25C980 (3)	25C980 (2)	25C980 (1)	25C980 (3)	25C980 (2)	25C980 (1)

Electric Grease Jockey Pump Accessories

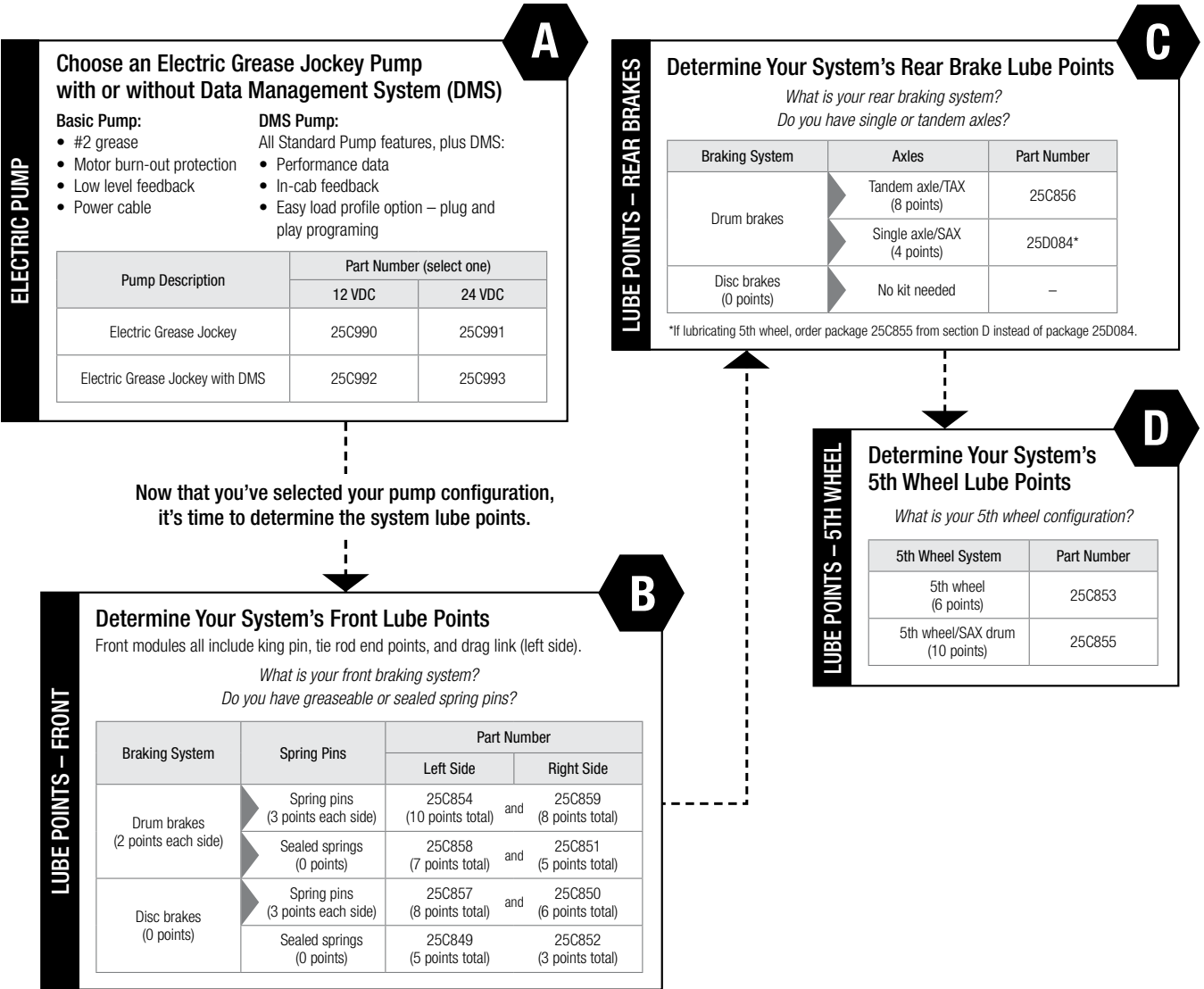
	Part Number	Description
	24Z962	Protective pump cover
	25C983	Output doubling kit

On-Road Mobile Lubrication Systems

Electric Grease Jockey®

How to Select Your Graco Electric Grease Jockey Automatic Lubrication System

Determining the Electric Grease Jockey system best suited to your needs is accomplished by following steps A-D.




The **NEW** G-Mini Compact Electric Pump is also suitable for on-road mobile lubrication applications. Refer to page 8 for details.

On-Road Mobile Lubrication Systems

Electric Grease Jockey® Manifolds

Grease Jockey modular design makes it easy to add or subtract lube points and commonize service parts across your fleet. Modules hold up to 6 or 12 lubrication point meters.



Build Your Own Module / Service Parts

Part Number	24Z682	24Z683	24Z684	24Z685	24Z686	24Z681
Grease Jockey Injector Size	#0	#1	#2	#3	#4	#8
Output Spacers	0	1	2	3	4	4
Dispense Amount in ³ (cc)	0.002 (0.03)	0.005 (0.08)	0.009 (0.15)	0.012 (0.20)	0.015 (0.25)	0.026 (0.43)
Typical Truck/Trailer Lube Points	S-Cam, Clutch	Slack Adjuster, Pivot Pins	Tie-Rod End, Drag Link	King Pin, Spring Pin	5th Wheel Cylinders	5th Wheel Face Plate

Part Number	Description
25C988	6 port manifold and mounting stem
25C989	12 port manifold and mounting stem

Part Number	Description
564086	Single tube, pre-charged, 10 ft
563984	Double tube bundle, pre-charged, 10 ft
563994	Triple tube bundle, pre-charged, 10 ft

Grease Jockey System Accessories

Expander Kit Accessories

Part Number	Description
25D012	Single, #3 injector and 10 ft, 3/16 in tube
25D013	Two, #3 injectors and 2-tube 10 ft, 3/16 in bundle
24Z808	Hex-head manifold plug with o-ring

Grease Options

Part Number	Description
557941	NLGI #00 EP lithium grease, 35 lb bucket

Refill Pump Kits

Part Number	Description
26A318	Fireball 225 35 lb bucket
26A319	Fireball 225 120 lb keg
26A320	Fireball 225 400 lb barrel
247886	35 lb hand pump

Fill Extension Kit

Part Number	Description
25A170	Fill extension kit

On-Road Mobile Lubrication Systems

Electric Grease Jockey® Accessories

Electric Grease Jockey Pump Accessories

Part Number	Description
24Z962	Control panel protective cover
25T767	Pump mounting flat bracket with mounting bolts
25T567	Pump mounting offset bracket. For use inside of frame rail; requires 25T767 flat bracket.
17S107	Pump mounting S-bracket
557966	Universal "Swiss Cheese" Flat Mounting Adapter
25A170	Fill extension kit
25C983	Output doubling kit (2nd pump element and union)
25C985	Fuse kit, in-line, 12 VDC
25C986	Fuse kit, in-line, 24 VDC

Electric Grease Jockey Pump Service Items

Part Number	Description
24Z764	12 VDC, 2L, bare pump with vent valve
24Z959	24 VDC, 2L, bare pump with vent valve
24Z660	DMS, 12 VDC, 2L, bare pump with vent valve
24Z958	DMS, 24 VDC, 2L, bare pump with vent valve
129644	Power cable, 30 ft (9.1 m), 2-wire CPC to flying leads
127782	DMS power cable, 30 ft (9.1 m), 5-wire CPC to flying leads
17S477	Power cable, 3 ft (1 m), 2-wire CPC to 2-pin automotive connector
25C981	Manual run button, 12 VDC
25C982	Manual run button, 24 VDC
25C987	Electric Grease Jockey pump element
25C965	Vent valve assembly, 12 VDC
25C966	Vent valve assembly, 24 VDC
129801	Vent valve power cable

Mainline and Fittings

Part Number	Description
17S968	6 ft (1.8 m) Mainline cut-to-length hose and fitting kit
17S969	12 ft (3.7 m) Mainline cut-to-length hose and fitting kit
17S970	18 ft (5.5 m) Mainline cut-to-length hose and fitting kit
25D338	36 ft (11 m) Mainline, cut-to-length hose and 4*131200 fitting kit
131200	Field-installable, mainline hose end fitting
129759	Tee fitting, 6 ORB x 9/16, 37° Flare (2)
129755	90° elbow, 6 ORB x 9/16, 37° Flare
129763	Straight connector, 6 ORB x 9/16, 37° Flare
131169	Meter manifold to meter manifold union, 6 ORB x 6 ORB
129761	Mainline Tee Fitting, 9/16, 37° Flare (3)
129872	45° mbf flare elbow fitting
129871	Manifold inlet adapter - 6 ORB (M) x 1/8 in NPT(F) (for Classic Grease Jockey Mainline)

On-Road Mobile Lubrication Systems

Electric Grease Jockey® Accessories

Metering Modules

Front Modules all include king pin and tie rod end points.

Part Number	Description
25C849	Left Front - 5 points (Drag Link)
25C850	Right Front - 6 points (Spring Pins)
25C851	Right Front - 5 points (Drum Brakes)
25C852	Right Front - 3 points
25C853	5th Wheel - 6 points (Plate, Pivot pins)
25C854	Left Front - 10 points (Spring Pins, Drum Brakes, Drag Link)
25C855	5th Wheel - 10 points (Single Axle Drum Brakes, Plate, Pivot pins)
25C856	Tandem axle - 8 points (Drum Brakes)
25C857	Left front - 8 points (Spring Pins, Drag Link)
25C858	Left front - 7 points (Drum Brakes, Drag Link)
25C859	Right Front - 8 points (Spring Pins, Drum Brakes)
25D084	Single axle - 4 points (Drum Brakes)
26C081	TAX/5th Wheel - 14 point (Drum Brakes, Plate, Pivot pins) Double Module
26C101	Drop Axle, 8 Point (King Pins, drum brakes)
26C100	Drop Axle, 10 Point (King Pins, Tie-rod ends, drum brakes)
26C104	Dump Body, 10 Point
25D216	6 point (#3) meter module, pre-charged lines
25D217	12 point (#3) meter module, pre-charged lines

Notes: **Meter modules do not include end-point fittings.** Customized meter modules available upon request, minimum order 50 units.

Metering Module Service Items and Accessories

Part Number	Description
24Z682	#0, Grease Injector Meter
24Z683	#1, Grease Injector Meter
24Z684	#2, Grease Injector Meter
24Z685	#3, Grease Injector Meter
24Z686	#4, Grease Injector Meter
24Z681	#8, Grease Injector Meter
25D012	One replacement #3 meter with pre-charged, 15 ft tube
25D013	Two replacement #3 meters with pre-charged, 15 ft 2-tube bundle
26C105	Two replacement #4 meters with pre-charged 30 ft 2-tube bundle
15W165	Feed Line 3/16 in tube, pre-charged, 30 ft, black
563789	Feed Line 3/16 in tube, pre-charged, 15 ft, orange
564090	Feed Line 3/16 in 2-tube bundle, pre-charged, 30 ft, orange/black
563796	Feed Line 3/16 in 3-tube bundle, pre-charged, 30 ft, orange/blue/black
24Z808	Manifold meter port plugs with o-rings
129752	Manifold inlet plugs
25C988	Bare manifold with stem, nut, and washer, 6 port
25C989	Bare manifold with stem, nut, and washer, 12 port

On-Road Mobile Lubrication Systems

Electric Grease Jockey® Accessories

End-Point Fittings (not included with injector manifolds) and Installation Accessories

Part Number	Description
25C977	10 pack of P/N 556638, 3/16 in OD tube to 1/8 NPT elbows
26A405	200 pack of P/N 556638, 3/16 in OD tube to 1/8 NPT elbows
25C978	10 pack of P/N 556644, 3/16 in OD tube to 1/8 NPT straight connectors
26A404	200 pack of P/N 556644, 3/16 in OD tube to 1/8 NPT straight connectors
25C979	5 pack of P/N 15K740, 1/4-28 SAE (m) to 1/8 NPT(F) elbow, 90°
26A406	100 pack of P/N 15K740, 1/4-28 SAE (m) to 1/8 NPT(F) elbow, 90°
556660	3/16 in tube nut sleeve with captivated ferrule
15K783	1/8 NPT(M) to 1/8 NPT(F) elbow, 90°
560534	1/8 NPT(M) to 1/8 NPT(F) elbow, 45°
557392	0.75 in extension, 1/8 NPT(M) to 1/8 NPT(F)
557393	1.25 in extension, 1/8 NPT(M) to 1/8 NPT(F)
25M544	6 ft conduit sleeve
17K063	Cable ties, 100 pack
25C980	Figure-8 cable ties, 10 pack
26C326	Mainline purge adapter, JIC-6 x 1/4 in QD male

Lubricant

Part Number	Description
557941	NLGI #00 grease, 35 lb bucket

Grease Jockey Fill Pump Kits

Part Number	Description
26A318	Mini Fire-Ball 35 lb fill pump kit
26A319	Mini Fire-Ball 120 lb fill pump kit
26A320	Mini Fire-Ball 400 lb fill pump kit
247886	Manual 35 lb fill pump kit
121474	Coupler, hydraulic quick disconnect, 1/4 in NPT

Electric Grease Jockey Tractor Kits

Part Number	Description
25C971	EGJ spring pins, drum brakes, 6 x 4, 32 points
25C972	EGJ spring pins, drum brakes, 4 x 2, 28 points
25C973	EGJ spring pins, disc brakes, 20 points
25C974	EGJ sealed spring pins, drum brakes, 6 x 4, 26 points
25C975	EGJ sealed spring pins, drum brakes, 4 x 2, 22 points
25C976	EGJ sealed spring pins, disc brakes, 14 points

On-Road Mobile Lubrication Systems

Pneumatic Grease Jockey®

Features and Benefits

- Keeps your chassis operating, even in harsh on-road conditions
- Lubricant goes where it's supposed to, automatically, with little or no waste
- Field-proven—some of the largest fleets have been using Grease Jockey for decades!

High-strength, shatter-resistant reservoir

Utilizes a high-quality, polycarbonate reservoir that is securely mounted to the pump with rigid tie rods for optimal sealing

High-Capacity Fill Port

Saves time and keeps you on the road

Field-Proven Reliability

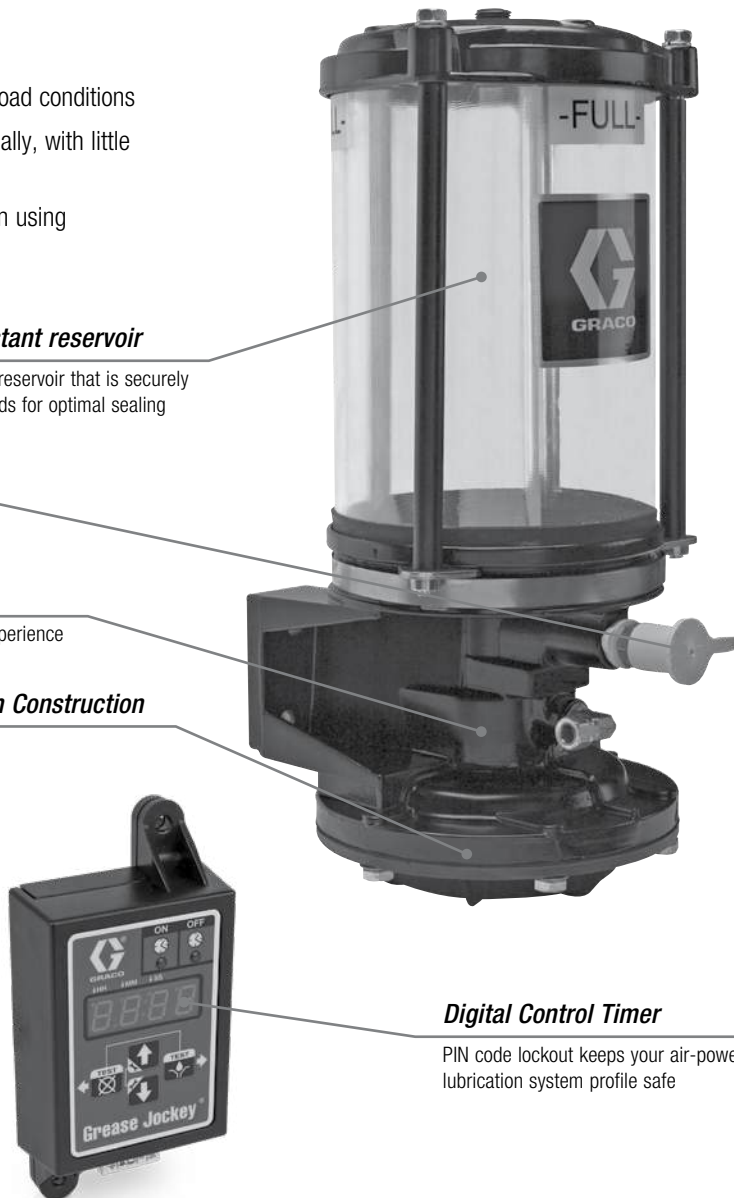
Over four decades of over-the-road experience

Rugged Cast Aluminum Construction

9:1 pump with 6 lb capacity

Digital Control Timer

PIN code lockout keeps your air-powered lubrication system profile safe



Technical Specifications

Construction.....	Cast aluminum body and bracket
Lubricant.....	NLGI #0, #00 or #000 grease
Output per Cycle.....	1.5 in ³ (24.6 cm ³)
Reservoir Capacity.....	6 lb (2.7 kg), 12 lb (5.4 kg)
Inlet supply (dry) (air pump).....	150 psi (1034 kPa) max; 60 psi (414 kPa) min
Air-to-lube Ratio (max.).....	9:1
Solenoid Voltage (air).....	12 or 24 VDC
Electrical.....	9 to 32 VDC (12 or 24 VDC Nominal)
Enclosure (air pump).....	High-impact sealed plastic
Component Technology.....	Solid-state
Pump "ON" Time.....	Programmable: 1 sec. to 99 min
Lube Cycle Frequency.....	Programmable: 1 min to 99 hrs
Main Supply to Modules.....	.5/16 in O.D. heavywall nylon
Module to Point.....	.3/16 in O.D. heavywall nylon
Operating Pressure (nylon lines).....	1,350 psi (9,310 kPa)
Instruction Manual.....	312054

On-Road Mobile Lubrication Systems

Pneumatic Grease Jockey®

Ordering Information

Pneumatic Grease Jockey Pumps

	Package Number	563625	563589	563590	563593	563888	563854	563874
Package Includes	Reservoir size	Pump only	6 lb	12 lb	6 lb	6 lb	6 lb	12 lb
	Fill port	Straight	Straight	Straight	Elbow	Elbow	Straight	Straight
	Solenoid	-	-	-	-	12 VDC	12 VDC	12 VDC
	Timer/wiring harness kit	-	-	-	-	-	25A118	25A118
	Mounting plate	-	-	-	-	-	Yes	Yes
	Mainline and hardware	-	-	-	-	-	Yes	Yes
	Extra fittings kit	-	-	-	-	-	Yes	Yes

Pneumatic Grease Jockey System Installation Kits

	Package Number	Truck with Greaseable Spring Pins			Truck with Sealed Spring Pins (non-greaseable)		
		Drum Brakes		Disc Brakes	Drum Brakes		Disc Brakes
		6 x 4 Tandem Axle	4 x 2 Single Axle		6 x 4 Tandem Axle	4 x 2 Single Axle	
		34 Point / 4 Module Kit	28 Point / 3 Module Kit	20 Point / 3 Module Kit	26 Point / 4 Module Kit	22 Point / 3 Module Kit	14 Point / 3 Module Kit
	563814	24Z809	24Z810	24Z811	24Z812	24Z813	
12 VDC Grease Jockey pump and reservoir	563589 / 563854	24Z526	24Z526	24Z526	24Z526	24Z526	
Front left meter module	563644	24W623	563654	563706	563706	563728	
Front right meter module	563645	563858	563655	24W335	24W335	24H994	
5th wheel meter module	563648	258348	563648	563648	258348	563648	
Rear axle meter module	563646		-	563646		-	
Mounting bracket	128256	128256	128256	128256	128256	128256	
Control Timer		25A118		25A118			

Pneumatic Grease Jockey Pump Accessories

128256	Mounting bracket
24W482	Digital control timer for air-powered systems



128256



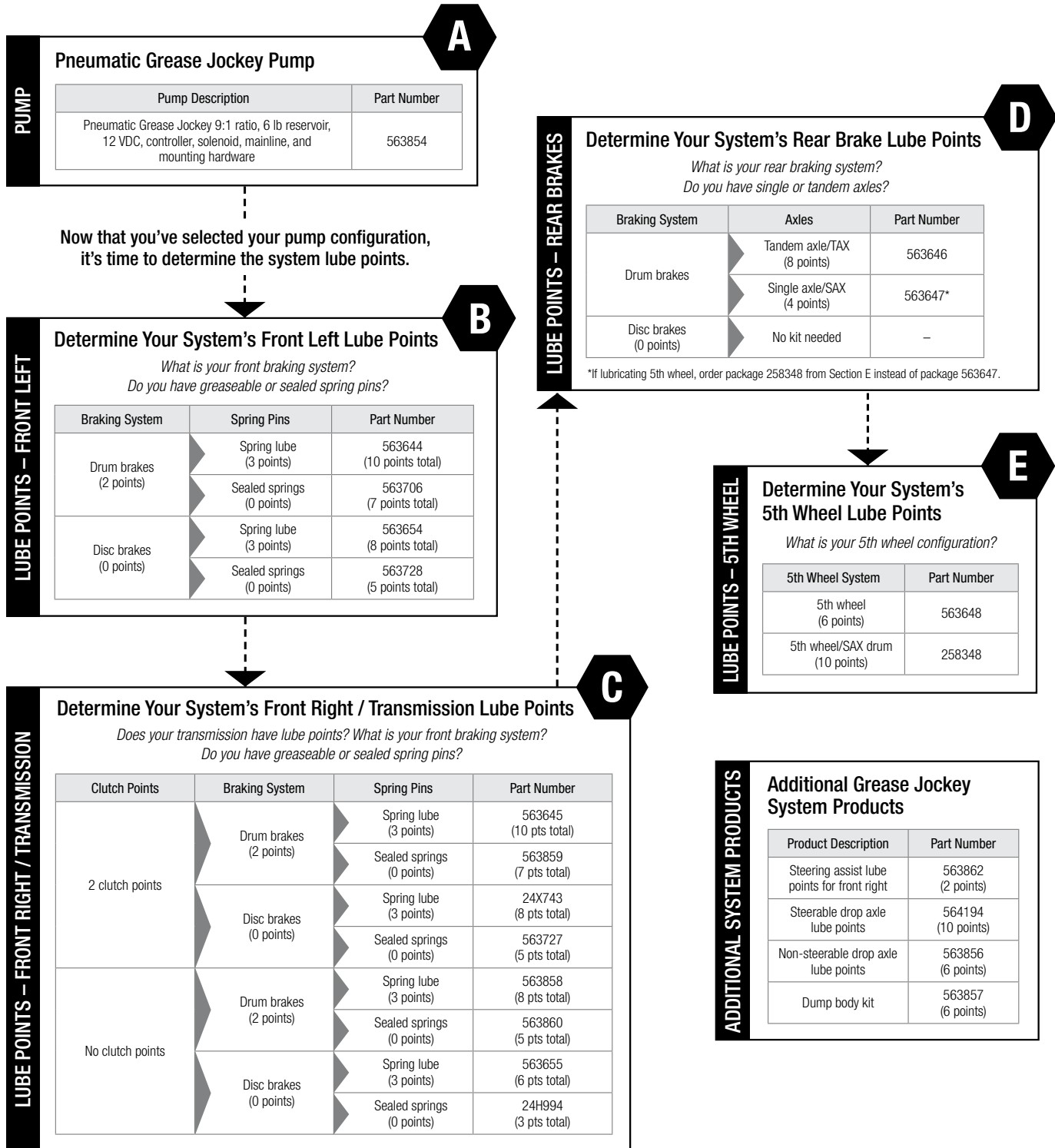
24W482

On-Road Mobile Lubrication Systems

Pneumatic Grease Jockey®

How to Select Your Graco Pneumatic Grease Jockey Automatic Lubrication System

Determining the Pneumatic Grease Jockey system best suited to your needs is accomplished by using the following steps.



On-Road Mobile Lubrication Systems

Trailer Lubrication Systems

Features and Benefits

- Smooth landing gear operation
- Innovative design works with your parking or service brakes—no electrical power needed
- Adjustable pump output volume puts you in control
- Slack adjuster and S-Cam lubrication help stop brakes from sticking—improves brake operation and extends component life

Typical Applications

- Pre-designed kits for all popular trailer types
- Tractors with 1, 2, 3, 4, 5, and 6 axles

Typical Fluids Handled

- Grease up to NLGI #2

Technical Specifications

Construction	Cast aluminum body and steel mounting bracket
Lubricant	NLGI #2 or lower
Output per Cycle	0.010-0.030 cu. in (0.16-.49 cm ³)
Reservoir Capacity (rigid clear plastic).....	4 lb (1.8 kg)
Inlet supply (dry) (air pump)	40-150 psi (3-10 bar)
Air-to-lube Ratio (max.)	20:1
Main Supply to Modules	1/4 in I.D. hose
Module to Point.....	3/16 in O.D. heavywall nylon
Operating Pressure (nylon lines).....	1,350 psi (9,310 kPa)



Universal Trailer Kits Ordering Information

Pneumatic (Trailer Pump Included)

	Part #	Grease points covered in kit				Total # of Grease Points
		Slack Adjuster	S-Cam	Clevis Pin	Landing Gear	
One Axle w/ Inner and Outer S-Cams	563829	2	4	-	-	6
Two Axle w/ Enclosed S-Cams	563850	4	4	-	-	8
Two Axle w/ Inner and Outer S-Cams	563842	4	8	-	-	12
Two Axle w/ Enclosed S-Cams and Clevis Pins	563878	4	4	4	-	12
Two Axle w/ Inner and Outer S-Cams and Clevis Pins	563851	4	8	4	-	16
Two Axle w/ Inner and Outer S-Cams and Landing Gear	563840	4	8	-	5	17
Three Axle w/ Enclosed S-Cams	563880	6	6	-	-	12
Four Axle w/ Enclosed S-Cams and Clevis Pins	563881	8	8	8	-	24
Five Axle w/ Enclosed S-Cams	563866	10	10	-	-	20
Five Axle w/ Inner and Outer S-Cams and Clevis Pins	563848	10	20	10	-	40
Six Axle w/ Enclosed S-Cams	563865	12	12	-	-	24
Six Axle w/ Inner and Outer S-Cams and Clevis Pins	563852	12	24	12	-	48

On-Road Mobile Lubrication Systems

EZ Greaser®

Features and Benefits

- 11 different kits let you customize your EZ Greaser system
- Once installed, use your manual grease gun to lubricate multiple lube points from one fitting

Typical Applications

- Truck, tractor, and trailer chassis lubrication

Typical Fluids Handled

- Grease up to NLGI #2



563853

Technical Specifications

Recommended Fluids..... Grease up to NLGI #2
 Maximum Operating Pressure..... 3,500 psi (241 bar)

On-Road Mobile Lubrication Systems

Truck Kit Ordering Information

	Total Number of Grease Points	Part Number	Number of Grease Points																									
			Left Front								Right Front				Left and Right Rear													
			Upper King Pin	Lower King Pin	Drag Link	Slack Adjuster	S-Cam	Tie Rod	Spring Pin	Spring Hanger-Upper	Spring Hanger-Lower	Steer Assist	Steer Assist	Upper King Pin	Lower King Pin	Drag Link	Slack Adjuster	S-Cam	Tie Rod	Spring Pin	Spring Hanger-Upper	Spring Hanger-Lower	Slack Adjuster	S-Cam	Slack Adjuster	S-Cam		
Front Brakes	4	563895				1	1																					
Front Left and Right	8	563853	1	1	1			1						1	1	1			1									
Front Left and Right	14	563855	1	1	1			1	1	1	1			1	1	1			1	1	1	1						
Front Left and Right	16	563864	1	1	1			1	1	1	1	1	1	1	1	1			1	1	1	1						
Tandem Axle w/Spring Trunnions - Dump Truck	10	563893																		1					2	2	2	2
Tandem Axle w/Spring Pivots - Dump Truck	10	563896																		1					2	2	2	2

Trailer Kit Ordering Information

	Total Number of Grease Points	Part Number	Number of Grease Points				
			Slack Adjuster	S-Cam	Bearing	Gear Nut	Crank
EZ Greaser Landing Gear Kit	5	563824			2	2	1
Single Axle Trailer Kit - EZ Greaser MSP Manual with Standard Fittings	6	563810	2	4			
EZ Greaser Tandem Axle with Enclosed S-Cams	8	563863	4	4			
EZ Greaser Trailer Tandem Axle Kit with Non-enclosed S-Cams	12	563877	4	8			

Hydraulic Pumps

Dyna-Star® 10:1 High Ratio Hydraulically-Powered Lubrication Pump

Features and Benefits

- Achieve full pressure performance by tapping low pressure hydraulics
- Pre-packaged modules ready-to-work with both injector and divider valve systems
- Multiple pump and accessory options for use with refinery drum and custom tank installations
- Self-lubricating vertical design for long life and reliable operation in high vibration environments
- Ultra-quiet hydraulic motor—no need for add-on mufflers
- High efficiency motor design uses less hydraulic oil

Typical Applications

- Heavy-duty construction and mining equipment
- Any application requiring durable, high-performing grease delivery

Typical Fluids Handled

- NLGI #2 grade grease

Technical Specifications

Part Number	247540	247443	247450	25A189
Drum Size	60 lb (27 kg)*	90/120 lb (41/55 kg)*	400 lb (180 kg)	120 lb (55 kg)
Overall Pump Length	33.9 in (861 mm)	41.5 in (1054 mm)	48.5 in (1232 mm)	41.5 in (1054 mm)
Pump Lower Length	19.15 in (501 mm)	26.75 in (679 mm)	33.75 in (857 mm)	26.75 in (679 mm)
Maximum Hydraulic Input Pressure	600 psi (41 bar)	600 psi (41 bar)	600 psi (41 bar)	900 psi (62 bar)
Maximum Hydraulic Fluid Input Volume	3 gpm (11.4 lpm)	3 gpm (11.4 lpm)	3 gpm (11.4 lpm)	3 gpm (11.4 lpm)
Maximum Flow Output Rate	1.1 lb/min (0.5 kg/min)	1.1 lb/min (0.5 kg/min)	1.1 lb/min (0.5 kg/min)	1.1 lb/min (0.5 kg/min)
Maximum CPM	60	60	60	60
Maximum Fluid Output Pressure	7,500 psi (517 bar)	7,500 psi (517 bar)	7,500 psi (517 bar)	10,000 psi (689 bar)
Hydraulic Supply Inlet	3/4 in–16 JIC (37° Flare)	3/4 in–16 JIC (37° Flare)	3/4 in–16 JIC (37° Flare)	3/4 in–16 JIC (37° Flare)
Hydraulic Return Outlet	3/4 in NPT	3/4 in NPT	3/4 in NPT	3/4 in NPT
Fluid Outlet	1/2 in NPT	1/2 in NPT	1/2 in NPT	13/16 - 16 UNC
Maximum Incoming Hydraulic Fluid Temp.	200°F (93°C)	200°F (93°C)	200°F (93°C)	200°F (93°C)
Manual	312350	312350	312350	3A3005

Ordering Information

247540	Dyna-Star 10:1, 60 lb (27 kg) pump*
247443	Dyna-Star 10:1, 90/120 lb (41/55 kg) pump*
247450	Dyna-Star 10:1, 400 lb (180 kg) pump
25A189	Dyna-Star 10:1, 10,000 psi (689 bar), 120 lb (55 kg) pump

*Used in Graco 60 or 90 lb (27 or 41 kg) reservoirs.



Off-Road Mobile Lubrication Systems

Dyna-Star® 10:1, 5:1 and Fire-Ball® 300 50:1

Ordering Information

Dyna-Star 10:1 Modules And Kits	
24Y407	Dyna-Star 10:1 90 lb pump kit – injector – mechanical AFSO
24Y408	Dyna-Star 10:1 60 lb pump kit – injector – mechanical AFSO
247574	Dyna-Star 10:1 60 lb (27 kg) pump module – injector – overall height 35.15 in (842 mm). Includes pump (247540), reservoir assembly (247575), hydraulic control assembly (247538) and vent valve assembly (243170). Fully assembled.
247706	Dyna-Star 10:1 60 lb (27 kg) pump kit – divider valve – overall height 35.15 in (842 mm). Includes pump (247540), reservoir assembly (247575) and hydraulic control assembly (247538). Not assembled.
247444	Dyna-Star 10:1 90 lb (41 kg) pump module – injector – overall height 42.75 in (1086 mm). Includes pump (247443), reservoir assembly (241486), hydraulic control assembly (247538) and vent valve assembly (243170). Fully assembled.
247707	Dyna-Star 10:1 90 lb (41 kg) pump kit – divider valve – overall height 42.75 in (1086 mm). Includes pump (247443), reservoir assembly (241486) and hydraulic control assembly (247538). Not assembled.
247902	Pressure relief kit for 247706 and 247707
312349	Manual for 247574, 247706, 247444, 247707

Dyna-Star 10:1 Refinery Drum And Custom Tank Applications								
Description	Refinery Drums			Custom Tank Applications				
Weight lbs (kg)	120 (55)	400 (180)	60 (27)	60 (27)	120 (55)	120 (55)	400 (180)	400 (180)
Divider Valve (DV) or Injector Based	DV	DV	Injector	DV	Injector	DV	Injector	DV
Pump	247443	247450	247540	247540	247443	247443	247450	247450
Hydraulic Control*	247705	247705	247538	247538	247538	247538	247538	247538
Vent Valve	–	–	243170	–	243170	–	243170	–
Cover	247703	247704	–	–	–	–	–	–
Pump Gasket	15M442	15M442	15M442	15M442	15M442	15M442	15M442	15M442
Custom Tank Kit**	–	–	247970	–	247456	–	247457	–

*Hydraulic control assembly (247705) includes longer hoses to enable remote mounting.

**Kits include pump (247540, 247443 or 247450), hydraulic control assembly (247538), vent valve (243170), and pump gasket (15M442).

Dyna-Star 10:1 Module Accessories	
243170	Vent valve
247538	Hydraulic control module
247700	Follower plate for 60 lb (27 kg) and 90 lb (41 kg) modules
244023	Level indicator for 60 lb (27 kg) and 90 lb (41 kg) modules†
115124	Pressure switch
247575	Reservoir – 60 lb (27 kg)
241486	Reservoir – 90 lb (41 kg)

†Requires follower plate, order with part number 247700.

Fireball 300 And Dyna-Star 5:1 Modules and Accessories	
241573	Fireball 300, 50:1 90 lb (41 kg) pump module. Includes pump (239887), reservoir assembly (241486), and vent valve assembly (241572)
25D096	Fireball 300, 50:1 60 lb (27 kg) pump module. Includes pump (239877), reservoir assembly (247575), and vent valve assembly (241572)
241485	Follower plate (fits 241573 and 25D096)
243159	Dyna-Star 5:1 90 lb (41 kg) pump module. Includes pump (224751), reservoir assembly (241486), hydraulic control assembly (243501), and vent valve assembly (243170)
243191	Follower plate (fits 243159)



247574




241573

Off-Road Mobile Lubrication Systems

Dyna-Star® Air Powered 200:1 and 120:1

Reliability you can trust to provide fast grease delivery against high back pressures in an easy-to-service package.



200:1 Ratio

20,000 psi (1,379 bar) maximum operating pressure with 1.5 L/min flow at 10,000 psi back pressure.

100% Assembled and Tested

100% assembled and tested in the USA.



Legendary Merkur Air Motor

Proven air valve is DataTrak®-ready.

CE and Hazardous Location Certified

CE and ATEX Ex II 2 G Ex h IIA T4 Gb.

More flow when you need it most

High flow against high back pressures. Less time required to grease high pressure applications.

Standard Barrel Length Options

400 lb barrel and 120 lb keg.

Hex-Style Heavy-Duty Lower

Withstands harsh field conditions and aids intuitive seal replacements.



Typical Applications

- Aggregates
- Mining
- Construction

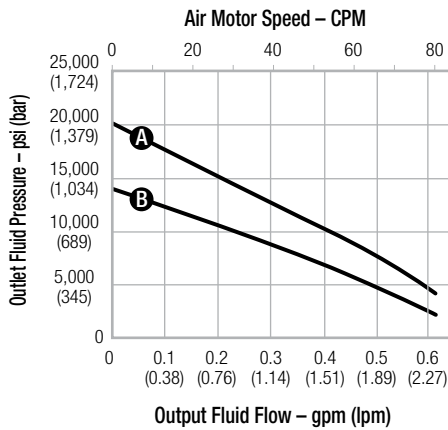
Technical Specifications

	Dyna-Star 200:1	Dyna-Star 120:1
Fluids Handled	Grease up to NLGI #2 and gate valve, plug valve and wireline greases	
Maximum Fluid Temperature	180°F (82.2°C)	
Output Pressure	20,000 psi (1,379 bar)	12,000 psi (827 bar)
Certificates	CE ATEX Rating - Ex II 2 G Ex h IIA T4 Gb	
Instruction Manual	3A7519	

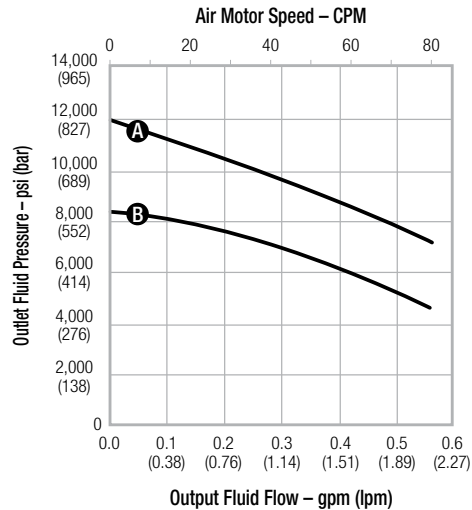
Off-Road Mobile Lubrication Systems

Dyna-Star® Air Powered 200:1 and 120:1

Dyna-Star 200:1 Pump Performance Curve



Dyna-Star 120:1 Pump Performance Curve



Inlet Air Pressures:
A = 100 psi (6.9 bar) **B** = 70 psi (4.8 bar)
 Test Fluid: Chevron Multifak EP 2

Ordering Information

Dyna-Star 200:1 and 120:1 Pumps and Packages	
25P785	Dyna-Star 200:1 Air-Powered Bare Grease Pump for 400 lb (180 kg) Barrel
25P784	Dyna-Star 200:1 Air-Powered Bare Grease Pump for 120 lb (55 kg) Keg
26A968	Dyna-Star 120:1 Air-Powered Bare Grease Pump for 400 lb (180 kg) Barrel
26A967	Dyna-Star 120:1 Air-Powered Bare Grease Pump for 120 lb (55 kg) Keg
20A560	Dyna-Star 200:1 Air-Powered Grease Pump with Cover (25U202) for 400 lb (180 kg) Barrel
20A561	Dyna-Star 200:1 Air-Powered Grease Pump with Cover for (25U203) 120 lb (55 kg) Keg
20A562	Dyna-Star 120:1 Air-Powered Grease Pump with Cover (25U202) for 400 lb (180 kg) Barrel
20A563	Dyna-Star 120:1 Air-Powered Grease Pump with Cover (25U203) for 120 lb (55 kg) Keg

Dyna-Star 200:1 and 120:1 Accessories	
26B069	Dyna-Star 200:1 and 120:1 Air-Powered Grease Pump Seal Repair Kit
26B416	Dyna-Star 200:1 or 120:1 Air-Powered Grease Pump Lower Shortening Conversion Kit - 400 lb (180 kg) Barrel to 120 lb (55 kg) Keg
26B399	Dyna-Star 200:1 or 120:1 Air-Powered Grease Pump Lower Extension Conversion Kit - 120 lb (55 kg) Keg to 400 lb (180 kg) Barrel
25U200	Heavy-Duty Follower Plate with Handles and Retrieval Chain for 400 lb (180 kg) Barrel
25U201	Heavy-Duty Follower Plate with Handles and Retrieval Chain for 120 lb (55 kg) Keg
25U202	Drum Cover with Retrieval Chain Connection for 400 lb (180 kg) Barrel
25U203	Drum Cover with Retrieval Chain Connection for 120 lb (55 kg) Keg
207361	Tie-Down Kit - 400 lb Barrel
222061	Tie-Down Kit - 120 lb Keg



Lubrication Systems

Dyna-Star® Electrically-Powered HP and HF 24 VDC

Features and Benefits

- High-quality helical hardened steel gears are lubricated for life and sealed to keep contaminants out for longer lasting performance
- Ability to adjust motor controls like power input, motor speed, current control and signal input to perfectly match the pump to your application and environmental changes
- Mechanical auto-fill shutoff and remote-mounted fill port ensures clean and efficient refills
- Vent valve mounts directly to pump with no special brackets or hoses for a compact design and less parts to break or wear out
- IP69K rated
- Built-in pressure relief for safety and compact, efficient installations
- Cavitation-free fill and vent path provides simple and direct venting and filling to the foot of the pump
- Built-in lift ring is rated to 500 lbs (226 kg)
- Strong 12 gauge steel reservoir available in 60 lb (27 kg) or 90 lb (41 kg) size
- AC to DC Converter Box for fixed and in-plant applications

Typical Applications

- Mining Operations
- Milling and Crushing
- Heavy-duty Construction
- Well Services
- Industrial (see next page for AC to DC Converter)

Technical Specifications

Maximum Lubricant Outlet Pressure	
HF models	3500 psi (24.1 MPa, 241 bar)
HP models	5000 psi (34.47 MPa, 344 bar)
Electrical Requirements	
All models	24 VDC
Input Voltage Range	
24 VDC	18 to 32 VDC
Flow Rate Range	
HF models	1.5 in ³ - 25 in ³ /min (24.6 cm ³ - 410 cm ³ /min)
HP models	1.5 in ³ - 18 in ³ /min (24.6 cm ³ - 295 cm ³ /min)
Inlet/Outlet Sizes	
Tank/reservoir fill port	1/2 in NPT
Overflow port	1/2 in NPT
Fluid outlet size	3/8 in NPT
Operating Temperature	
HF models	14° to 149° F (-10° to 65° C)
HP models	-40° to 149° F (-40° to 65° C)
Audible Sound Pressure	
71 dB(A)	

Product Manuals: Pumps 332514, Pump Systems 332540, Auto-Fill Shutoff 332518, Low Level 332515, Electric Vent Valve 332519, Drum Covers and Follower Plates 312738, Remote Fill Port 333393



77X202



77X001

Lubrication Systems

Dyna-Star® Electrically-Powered HP and HF AC to DC Converter Box

Features and Benefits

- Convenience of AC power and maintain the advantages of DC speed and amp control
- In-plant and fixed plant applications without expensive pneumatic and hydraulic power requirements
- Convenient hardware kit to make installation easy
- Two DC 20 amp outputs to power both pump and control
- On/off switch and detachable power cord to meet health and safety requirements

Typical Applications

- Rock crushers
- Food processing
- Steel milling
- Fixed and in-plant applications

Technical Specifications

Input Voltage.....	110-240 VAC
Input Frequency.....	50/60 Hz
Output Voltage.....	24 VDC
Output Current.....	20 amps
IP Rating.....	IP24
Environmental Temperature Range.....	14° to 122° F (-10° to 50° C)
Power Cord Length.....	9 ft (2.7 m)
Manual.....	333391



Installation Hardware Included

Dyna-Star® Electrically-Powered HP and HF 24 VDC

Ordering Information

Stand Alone Pumps	
77X000	24 VDC HP stand-alone pump for 35 or 60 pound reservoir
77X001	24 VDC HP stand-alone pump with tube-in-tube for 35 or 60 pound reservoir
77X002	24 VDC HP stand-alone pump with tube-in-tube for 90 or 120 pound reservoir
77X003	24 VDC HP stand-alone pump with tube-in-tube for 400 pound reservoir
77X014	24 VDC HF stand-alone pump for 35 or 60 pound reservoir
77X015	24 VDC HF stand-alone pump for 120 pound reservoir
77X016	24 VDC HF stand-alone pump for 400 pound reservoir
Custom Tank Injector Kits	
77X011	24 VDC HP pump and vent valve with tube-in-tube for 35 or 60 pound reservoir
77X012	24 VDC HP pump and vent valve with tube-in-tube for 90 or 120 pound reservoir
77X013	24 VDC HP pump and vent valve with tube-in-tube for 400 pound reservoir
System Installation Kits	
77X960	24 VDC HP pump with auto-fill shutoff and low-level monitor, GLC2200 controller, wiring harness, low-level sensor cable, power cable, pressure switch, and remote fill manifold for 60 pound reservoir
77X990	24 VDC HP pump with auto-fill shutoff and low-level monitor, GLC2200 controller, wiring harness, low-level sensor cable, power cable, pressure switch, and remote fill manifold for 90 pound reservoir



Lubrication Systems

Dyna-Star® Electrically-Powered HP and HF 24 VDC

HP Pump Modules								
Part Number	Reservoir Size		Vent Valve	Dip Stick	Low Level 77X522 (DIN)	Follower Plate	Low Level 17L372 (M12)	Auto-Fill Shut Off
	60 lb	90 lb						
77X100	•		•	•				
77X101		•	•	•				
77X102	•		•					•
77X103		•	•					•
77X104	•		•		•	•		
77X105		•	•		•	•		
77X202	•		•				•	•
77X203		•	•				•	•
77X204	•		•				•	
77X205		•	•				•	
77X300	•			•				
77X301		•		•				
77X304	•				•	•		
77X305		•			•	•		
77X402	•						•	•
77X403		•					•	•

Standard Drum Injector Kits	
77X111	24 VDC HP pump, vent valve, and cover with tube-in-tube for 120 pound reservoir
77X112	24 VDC HP pump, vent valve, and cover with tube-in-tube for 400 pound reservoir

Standard Drum Kits	
77X121	24 VDC HF pump and cover for 120 pound reservoir
77X122	24 VDC HF pump and cover for 400 pound reservoir

Accessories	
77X500	Follower plate for Graco 60 pound and 90 pound Graco tank for tube-in-tube
77X510	Follower plate for 35 pound bucket with and without tube-in-tube
247701	Follower plate for 120 pound drum without tube-in-tube
77X511	Follower plate for 120 pound drum with tube-in-tube
247702	Follower plate for 400 pound drum without tube-in-tube
77X512	Follower plate for 400 pound drum with for tube-in-tube
77X513	Cover, cylinder, tie-rods and base to convert 60 pound length to 35 pound bucket
77X514	Cover for 120 pound drum
77X515	Cover for 400 pound drum
77X521	Auto-fill shutoff (AFSO) – diaphragm, plate, valve, coupler, and pipes
77X522	Low level kit sight glass, electric low level switch, and cable (requires follower plate 77X500)
77X523	400 micron inline filter, maximum 5,000 psi (344 bar) inlet pressure (replacement filter 77X541)
17L366	Red alert filter with 380µm, 36 in² steel mesh filter (replacement filter 129031)
24R952	Red alert filter with reservoir mounting kit (includes 17L366)
16V678	Red alert filter mounting bracket
77X524	110-230 VAC to 24 VDC converter box
77X540	24 VDC electric vent valve with pressure relief
77X542	Remote-fill port manifold with vent
77X543	HF manifold with 4,000 psi pressure relief
77X544	HP manifold with 5,000 psi pressure relief
77X545	Power cable for series progressive systems, M23 connector, 15 ft (4.6 m)
77X546	Power cable for injector systems, M23 connector, 15 ft (4.6 m)
115124	Pressure switch – pressure adjustment visible in window
24N181	Pressure switch, 1/4 in NPT(F) inlet, DIN 43650 connector (1 NO/1 NC), 7,250 psi (500 bar)



Lubrication Systems

Lubrication Systems

Compact Dyna-Star®

Right-Sized Solution

The Graco Compact Dyna-Star automatic lubrication system delivers high-capacity flow, robust durability and innovative control in a smaller footprint to extend uptime for today's toughest earth-moving machines and users in the harshest environments.

Rugged Durability

Metal construction ensures trustworthy operation in the most extreme environments.

Integrated Auto-Fill Shut-Off

Option enables single-person, powered-down, ground-level refills, without the need to climb or worry about spills.

Smart Power Train

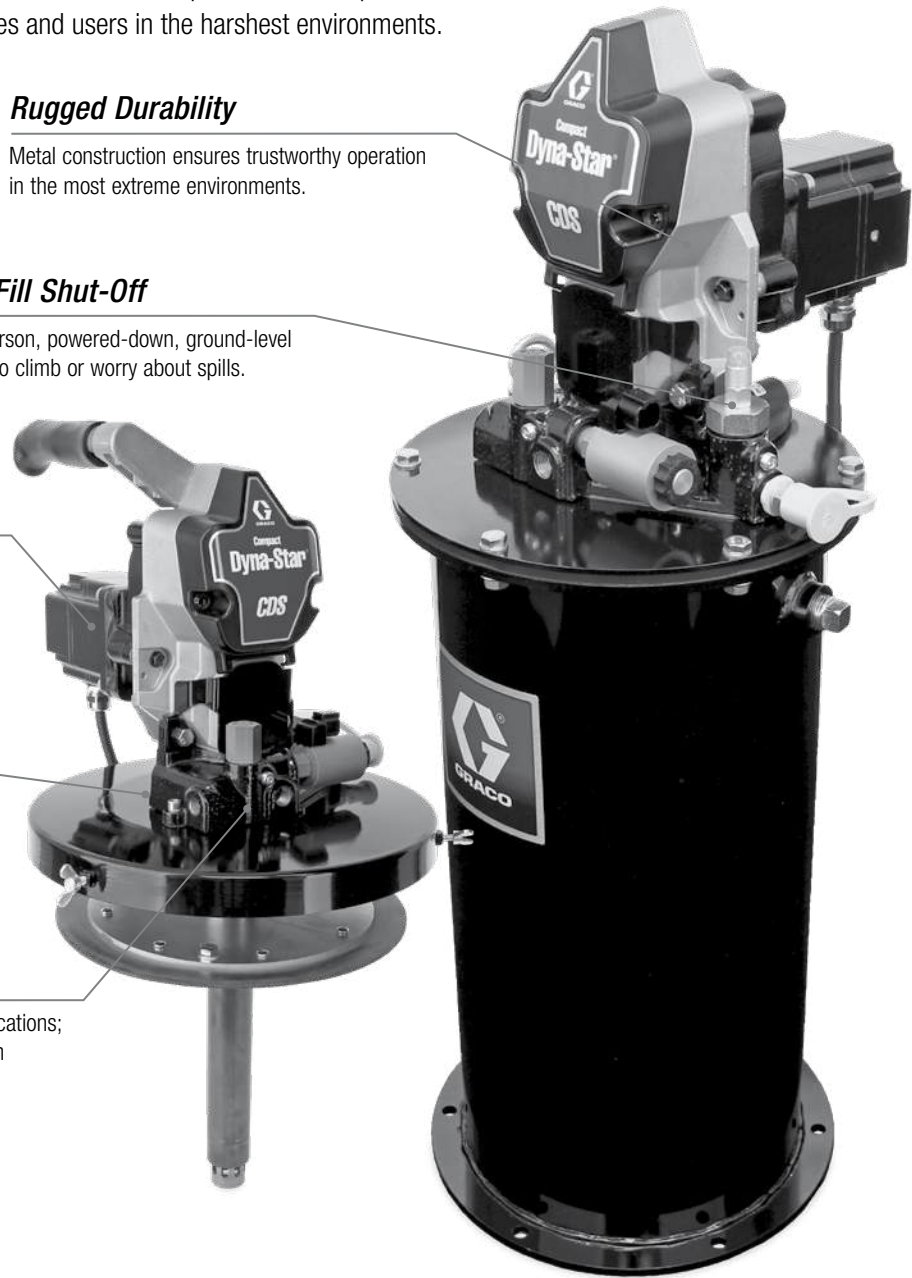
24 VDC, brushless motor and zero-maintenance gear drive deliver lubricants on time, even at -40° F (-40° C).

Intelligent Monitoring

Optional pressure and lubricant level sensors provide useful system information in real time.

Compact Power

Fits easily in space-limited applications; powerful enough to keep up with aggressive lubrication interval.



Typical Applications

- Aggregates
- Mining
- Construction
- Hydraulic Fracturing Units

Technical Specifications

Maximum Working Pressure	3,500 psi (241 bar)
Operating Temperature	-40 to 149° F (-40 to 65° C)
Reservoir Size	12 liter, 20 liter and 60 lb
Maximum Flow Output Rate	4.5 in ³ /min (74 cm ³ /min)
Lube Type	Oil and grease up to NLGI #2
Certifications/Ratings	IP69K
Manual	3A6941

Lubrication Systems

Compact Dyna-Star®, GLC™ X Controller and Auto Lube™ App

Ordering Information

CD - X - X - X - X

Pump Description

Code	Description
1	12 L / 35 lb bucket length, 24 VDC
2	20 L reservoir length, 24 VDC
3	60 pound reservoir length, 24 VDC

Metering System Feedback

Code	Description
0	Series progressive, no vent-valve, no pressure feedback (plugged outlet)
1	Vent-valve, no pressure feedback (plugged outlet)
2	Vent-valve, pressure switch
3	Vent-valve, pressure-reporting transducer

Reservoir

Code	Description
0	No reservoir, bare pump
1	12 L steel reservoir, follower plate
2	20 L steel reservoir, follower plate
3	35 lb plastic bucket kit – cover, follower plate (bucket not included)
4	12 L steel reservoir, no follower plate
5	20 L steel reservoir, no follower plate
6	60 pound steel reservoir, follower plate
7	60 pound steel reservoir, no follower plate

Reservoir Accessories

Code	Description
0	Bare pump or bucket kit (no reservoir)
1	Low-level switch
2	Level-reporting transducer
3	Auto-fill shutoff and low-level switch
4	Auto-fill shutoff and level-reporting transducer



CD2324

Ordering Information

CDS Accessories	
26A883	GLC X to CDS 3 ft (1 m) cable
26A884	CDS extension cable, 12-wire, 20 ft (6 m) with flying leads
26A889	12-pin DT female CDS mating connector kit
25R001	12 liter reservoir wall mount bracket
25R318	12 and 20 liter mounting bracket for GLC X, Red Alert filter, 3- and 5-section MSP assemblies or 3- and 5-bank GL-1 series injectors
25U220	60 pound mounting bracket for GLC X, Red Alert filter, 3- and 5-section MSP assemblies or 3- and 5-bank GL-1 series injectors

Pair with the GLC X Controller and Auto Lube App

Drive More Productivity

The powerful, easy-to-use Graco GLC X automatic lubrication controller captures more information so operators, technicians and managers can make faster, smarter decisions. Paired with the intuitive Auto Lube app, users can monitor system performance and make adjustments with incredible speed, precision and freedom from their personal mobile device.

Easy-to-Read Screen

High-contrast screen features text codes, faults and other data clearly in any ambient light without distracting operators.

Real-Time System Reporting

Program and display a wide range of customizable functions – including lubrication intervals, pressure limits, lubricant levels and more.

Smart Device and Mobile App

With the Auto Lube app, monitor lubrication levels, configure settings, track system history and share important diagnostics.



Ordering Information

GLC X Controller	
26A855	GLC X controller with 20 ft (6 m) cable
26A814	GLC X controller
26A882	GLC X wiring harness, 12-wire, 20 ft (6 m) with flying leads
GLC X Accessories	
26A853	GLC X pump simulator
26A882	GLC X 20 ft (6 m) cable
26A883	GLC X to Compact Dyna-Star® 3 ft (1 m) cable
26A888	14-pin mating connector kit

Download the **Graco Auto Lube App** from Google Play or the App Store (iOS) and perform all controller functions from the convenience of a smartphone or tablet.

Compressor Lubrication

Manzel® MBL Box Lubricators

Features and Benefits

- Provide a proven, cost-effective way to assemble customized oil systems that meet specific requirements by using standard modular components
- Increase opportunities to standardize lube system components and reduce lube maintenance and service costs
- Dependable and backed by the industry's most comprehensive international distributor network—with application expertise, parts stocks, and factory-trained service nearby, wherever you are located



Typical Fluids Handled

- Mineral oil base or synthetics

Typical Applications

- Provide lubrication to cylinder walls, bearings and other moving parts of equipment such as refineries, injection and storage, general manufacturing, air systems, and food processing equipment

Application	Industry	Use
Compressors	Petrochemical, Refineries, Gas Transmission, Injection and Storage, Cold Storage, General Manufacturing, Air Systems	Lubricate cylinder walls and piston shaft packing
Edgers, Planers, Band Saws	Lumber	Lubricate slides and ways. Blade coolant.
Mixers	Rubber	Used in the bleeding process and to lubricate dust stop seals
Can Lid Presses	Food Processing	Lubricate high-speed bearings
Band Saws	Lumber	Saw guides

Modularity

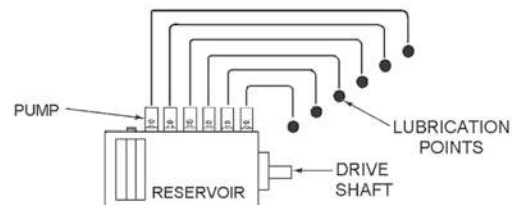
Force Feed Box Lubricators provide true modularity that permits customizing a pump-to-point lubrication system from off-shelf components. The modular variables consist of the following categories of components:

- Pumps
- Reservoir
- Reservoir Heaters
- Reservoir Oil Level Controls
- Drives
- Shaft Rotation Alarm
- Motor and Motor Mounting Bases

In addition to these Force Feed Box Lubricator components, Graco offers a complete line of auxiliary equipment. Also, MBL pumping packages can be used with divider valves in a series progressive installation. Graco's performance-proven products that may be used with Modular Box Lubricators are listed on the next page along with the respective literature number.

Description

A basic pump-to-point system is shown in the illustration which depicts six pumps mounted on a common reservoir from which each pump is dispensing oil to a single lubrication point. These pumps are operated by individual cams on one common drive shaft.



Pump-to-Point System

Interchangeability, Conversion and Retrofits

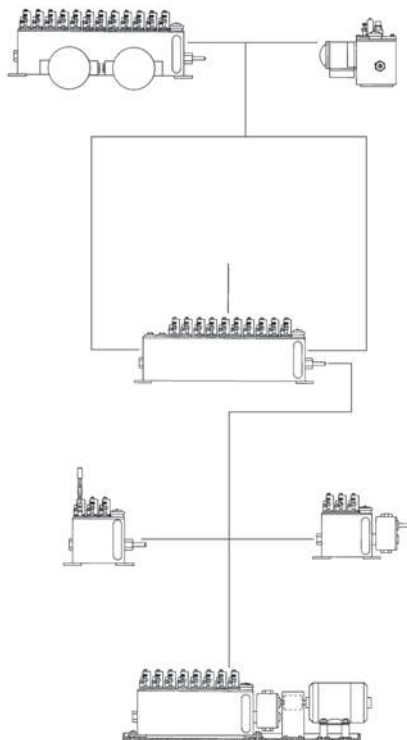
Graco GBL 7500 Pumps have been designed to be easily interchangeable with other manufacturers' pumps. For details contact your local Graco representative or call on us for system design and application assistance.

Compressor Lubrication

Manzel® MBL Box Lubricators

MBL Force Feed Box Lubricator = True Modularity

Wide choice of standard modular components helps you meet application requirements more exactly without the added costs of a custom system.



Pumps

Graco GBL 7500 pumps for pressures up to 7,500 psi.

24J391 – GBL 7500 Suction Pump, 3/16 in

24J392 – GBL 7500 Suction Pump, 1/4 in

24J393 – GBL 7500 Suction Pump, 3/8 in

- Ideal for heavy duty applications
- Interchangeable with pumps from competitive lubricators
- Suction (vacuum feed) pumps are available installed
- Pressure feed and gravity feed pumps are sold separately
- See manual 3A2257 for more information

Alarm Pump

Shaft Rotation/Low Level alarm based on GBL 7500 pump.

- Available as part number 24K466.
- Mounts in a pump slot
- Order separately for field installation.

Reservoirs and Mounting Bases

Eight reservoir capacities are available to hold from 4 to 40 pints and accommodate from 1 to 24 pumps. Blank cover assemblies included on unused pump stations. Eight sizes of motor mounting bases are available to accommodate the various reservoir sizes.

Reservoir Accessories

Automatic fill, low level, and electric heater options.

Drive Options

Over twenty drive options are available from direct drive to a reduction ratio of 400:1. Options provide left- or right-hand end of reservoir mounting, end or rear rotary drives, end ratchet drives and gear reducers. For details, see pages 9 and 10. See literature 352389 for MB60 (60:1) and MB118 (118:1) specialty box lubricators. See Graco manual 3A2953 for center rear drive options.

Motors

Single- and three-phase motors are available at ratings of 1/3, 1/4 and 1/2 HP, for 115/230 volt or 230/460 volt, in explosion-proof, TEFC or TENV configuration. Some motor configurations are available foot-mounted and/or face-mounted.

“Smart” Part Numbers

- Graco part numbers are 6-digits long
- MBL Smart Part Numbers start with “MB”
- The next four letters each specify one or more options:
 - **Option A:** Reservoir and Motor Mounting Base
 - **Option B:** Pump Style and Monitor
 - **Option C:** Pump Quantity
 - **Option D:** Drive
- MBabcd – replace lower case letters with selections offered in **Smart Menu Code** to form a **Smart Part Number**


Literature

L54000	Lube Line Alert
L15831	Lube Sentry
L15825	Check Valves
L15200	In-Line Filters
L10103	MH Modular Divider Valves
3A2100	Modular Box Lubricator (MBL) manual
3A2257	GBL7500 pumps manual
352389	Manzel MB60 & MB118 flyer
3A2953	Center Drive Box Lubricator manual

Compressor Lubrication

Manzel® MBL Pump/Reservoir Combinations

NOTE: LH option currently available only on MBL-G01, G02, G03, G04, and G12 drives. All part numbers on the chart below use "OA" to indicate assemblies with NO pumps. Refer to Smart Code ordering details.

 = Not compatible

		Reservoirs Without Motor Mounting Bases								Reservoirs Combined With Motor Mounting Bases							
		T1	T2	T3	T4	T5	T6	T7	T8	T1 + P1	T2 + P2	T3 + P3	T4 + P4	T5 + P5	T6 + P6	T7 + P7	T8 + P8
		4 pint / 2 feed	6 pint / 3 feed	8 pint / 5 feed	12 pint / 8 feed	16 pint / 12 feed	24 pint / 16 feed	32 pint / 20 feed	40 pint / 24 feed	4 pint / 2 feed	6 pint / 3 feed	8 pint / 5 feed	12 pint / 8 feed	16 pint / 12 feed	24 pint / 16 feed	32 pint / 20 feed	40 pint / 24 feed
G01R	Direct, 1:1	MBA0AA	MBB0AA	MBC0AA	MBD0AA	MBE0AA	MBF0AA	MBG0AA	MBH0AA								
G02R	End Ratchet	MBA0AB	MBB0AB	MBC0AB	MBD0AB	MBE0AB	MBF0AB	MBG0AB	MBH0AB								
G03R	37.5:1 Ratchet	MBA0AC	MBB0AC	MBC0AC	MBD0AC	MBE0AC	MBF0AC	MBG0AC	MBH0AC								
G04R	75:1 Ratchet	MBA0AD	MBB0AD	MBC0AD	MBD0AD	MBE0AD	MBF0AD	MBG0AD	MBH0AD								
G01L	Direct, 1:1	MBA0AE	MBB0AE	MBC0AE	MBD0AE	MBE0AE	MBF0AE	MBG0AE	MBH0AE								
G02L	End Ratchet	MBA0AF	MBB0AF	MBC0AF	MBD0AF	MBE0AF	MBF0AF	MBG0AF	MBH0AF								
G03L	37.5:1 Ratchet	MBA0AG	MBB0AG	MBC0AG	MBD0AG	MBE0AG	MBF0AG	MBG0AG	MBH0AG								
G04L	75:1 Ratchet	MBA0AH	MBB0AH	MBC0AH	MBD0AH	MBE0AH	MBF0AH	MBG0AH	MBH0AH								
G05R	25:1 End Rotary	MBA0AJ	MBB0AJ	MBC0AJ	MBD0AJ	MBE0AJ				MBJOAJ	MBKOAJ	MBLOAJ	MBMOAJ	MBNOAJ			
G06R	50:1 End Rotary	MBA0AK	MBB0AK	MBC0AK	MBD0AK	MBE0AK				MBJOAK	MBKOAK	MBLOAK	MBMOAK	MBNOAK			
G07R	100:1 End Rotary	MBA0AL	MBB0AL	MBC0AL	MBD0AL	MBE0AL				MBJOAL	MBKOAL	MBLOAL	MBMOAL	MBNOAL			
G08R	200:1 End Rotary	MBA0AM	MBB0AM	MBC0AM	MBD0AM	MBE0AM				MBJOAM	MBKOAM	MBLOAM	MBMOAM	MBNOAM			
G09R	400:1 End Rotary	MBA0AN	MBB0AN	MBC0AN	MBD0AN	MBE0AN				MBJOAN	MBKOAN	MBLOAN	MBMOAN	MBNOAN			
G10R	25:1 Right Angle	MBA0AP	MBB0AP	MBC0AP	MBD0AP	MBE0AP											
G11R	50:1 Right Angle	MBA0AR	MBB0AR	MBC0AR	MBD0AR	MBE0AR											
G12R	188:1 Right Angle	MBA0AS	MBB0AS	MBC0AS	MBD0AS	MBE0AS											
G13R	375:1 Right Angle	MBA0AT	MBB0AT	MBC0AT	MBD0AT	MBE0AT											
G14R	100:1 Heavy Duty														MBPOAU	MBROAU	MBSOAU
G15R	150:1 Heavy Duty														MBPOAV	MBROAV	MBSOAV
G16R	200:1 Heavy Duty														MBPOAW	MBROAW	MBSOAW
G17R	300:1 Heavy Duty														MBPOAX	MBROAX	MBSOAX
G18R	400:1 Heavy Duty														MBPOAY	MBROAY	MBSOAY
G12L	188:1 Right Angle	MBA0AZ	MBB0AZ	MBC0AZ	MBD0AZ	MBE0AZ											
G05L	25:1 End Rotary																
G06L	50:1 End Rotary																
G07L	100:1 End Rotary																
G08L	200:1 End Rotary																
G09L	400:1 End Rotary																
G10L	25:1 Right Angle																
G11L	50:1 Right Angle																
G14L	100:1 Heavy Duty																
G15L	150:1 Heavy Duty																
G16L	200:1 Heavy Duty																
G17L	300:1 Heavy Duty																
G18L	400:1 Heavy Duty																

Compressor Lubrication

Manzel® MBL Box Lubricator Configurator

MBL Smart Code Ordering Menu

MB – X – X – X – X

Reservoir (Smart Code Option A)

Code	Former Code(s)	Description	Code	Former Code(s)	Description
A	T1	4 pt, 2 pump stations max	J	T1 and P1	4 pt, 2 pump stations max, motor mount base
B	T2	6 pt, 3 pump stations max	K	T2 and P2	6 pt, 3 pump stations max, motor mount base
C	T3	8 pt, 5 pump stations max	L	T3 and P3	8 pt, 5 pump stations max, motor mount base
D	T4	12 pt, 8 pump stations max	M	T4 and P4	12 pt, 8 pump stations max, motor mount base
E	T5	16 pt, 12 pump stations max	N	T5 and P5	16 pt, 12 pump stations max, motor mount base
F	T6	24 pt, 16 pump stations max	P	T6 and P6	24 pt, 16 pump stations max, motor mount base*
G	T7	32 pt, 20 pump stations max	R	T7 and P7	32 pt, 20 pump stations max, motor mount base*
H	T8	40 pt, 24 pump stations max	S	T8 and P8	40 pt, 24 pump stations max, motor mount base*

*Cannot use double reduction or right angle drives.

Pump Size – GBL 7500 Suction Pumps (Smart Code Option B)

Code	Former Code(s)	Description
0	00	No pumps
1	76/88B	3/16 in Suction Pump 24J391
2	76/88C	1/4 in Suction Pump 24J392
3	76/88E	3/8 in Suction Pump 24J393
4	76/88B and F3	3/16 in Suction Pump plus RENS Level Controller
5	76/88C and F3	1/4 in Suction Pump plus RENS Level Controller
6	76/88E and F3	3/8 in Suction Pump plus RENS Level Controller
7	76/88B and F4	3/16 in Suction Pump plus GARZO Level Controller
8	76/88C and F4	1/4 in Suction Pump plus GARZO Level Controller
9	76/88E and F4	3/8 in Suction Pump plus GARZO Level Controller

NOTES:

1. When pump quantity is less than maximum pump stations of specified reservoir, a blank cover assembly is installed at Graco.
2. When low level is specified, deduct one pump for each option.
3. When ordering a ratchet drive, the maximum number of pumps allowable is 20.

Pump Quantity (Smart Code Option C)

Code	Qty	Code	Qty	Code	Qty	Code	Qty	Code	Qty	Code	Qty
A	0	E	4	J	8	N	12	T	16	X	20
B	1	F	5	K	9	P	13	U	17	Y	21
C	2	G	6	L	10	R	14	V	18	Z	22
D	3	H	7	M	11	S	15	W	19		

Drive Options (Smart Code Option D)

Code	Former Code	Description	Code	Former Code	Description	Code	Former Code	Description
A	G01R	Direct End Rotary (50 rpm max)	J	G05R	Double Reduction End Rotary 25:1	T	G13R	RT Angle Rotary 375:1
B	G02R	End Ratchet (without drive arm 563005)	K	G06R	Double Reduction End Rotary 50:1	U	G14R	100:1 Ratio Gear Reducer**
C	G03R	End Rotary Ratchet 37-1/2:1 – max input of 800 RPM	L	G07R	Double Reduction End Rotary 100:1	V	G15R	150:1 Ratio Gear Reducer**
D	G04R	End Rotary Ratchet 75:1 – max input of 800 RPM	M	G08R	Double Reduction End Rotary 200:1	W	G16R	200:1 Ratio Gear Reducer**
E	G01L	Direct End Rotary	N	G09R	Double Reduction End Rotary 400:1	X	G17R	300:1 Ratio Gear Reducer**
F	G02L	End Ratchet (without drive arm 563005)	P	G10R	RT Angle Rotary 25:1	Y	G18R	400:1 Ratio Gear Reducer**
G	G03L	End Rotary Ratchet 37-1/2:1 – max input of 800 RPM	R	G11R	RT Angle Rotary 50:1	Z	G12L	Left Angle Rotary 188:1
H	G04L	End Rotary Ratchet 75:1 – max input of 800 RPM	S	G12R	RT Angle Rotary 188:1			

**U (G14) through Y (G18) require motor mounting base; can only be used with reservoir options P, R, and S.

Compressor Lubrication

Manzel® MBL Box Lubricator Accessories

Ordering Information

Manzel® MBL Box Lubricator Motors	
558289	M2 – 1/4 hp, 1,725 rpm, 115/230V, 1 ph., TENV, Foot-Mounted (56F)
558293	M3 – 1/4 hp, 1,725 rpm, 115/230V, 1 ph., Hazardous Area, Class 1, Group D, Foot-Mounted (56F)
558290	M5 – 1/4 hp, 1,725 rpm, 230/460V, 3 ph., TENV, Foot-Mounted (56F)
558292	M6 – 1/4 hp, 1,725 rpm, 230/460V, 3 ph., Hazardous Area, Class 1, Group D, Foot-Mounted (56F)
558294	M7 – 1/2 hp, 1,725 rpm, 115/230V, 1 ph., Hazardous Area, Class 1, Group C, Severe Duty, Tropical Insulation, Face-Mounted or Foot-mounted (56C with feet)
558295	M8 – 1/2 hp, 1,725 rpm, 230/460V, 3 ph., Hazardous Area, Class 1, Group C, Severe Duty, Tropical Insulation, Face-Mounted or Foot-mounted (56C with feet)
558291	M10 – 1/2 hp, 1,725 rpm, 230/460V, 3 ph., 60Hz, Class 1, Group D, Face-Mounted (56C)
557271	M11 – 1/2 hp, 1,725 rpm, 115/230V, 1 ph., 60Hz, TEFC, Face-Mounted (56C)
557270	M12 – 1/2 hp, 1,725 rpm, 230/460V, 3 ph., 60Hz, TEFC, Face-Mounted (56C)
Note: Heavy Duty drives (G14 - G18) require 56C, face-mount. Normally a 1/2 hp motor would be used because more pumps are being operated by the HD drives.	
Auto-Fill Options	
559037	F1 Gravity Supply
Note: F2 – obsolete, use F1 instead. F3 – ordered with pumps (see page 133). F4 – ordered with pumps (see page 133).	
Low Level Switches	
563013	L1 – Low Level Switch Hazardous Area. Class 1, Group C and D; Class 2 Group, E, F and G.
564015	L2 – Low Level, 10 Watts at 120 VAC, SPST Reed Switch, NC
Shaft Rotation Arm	
24K466	GBL 7500 Suction Alarm Pump
Heater Options	
557207	120 VAC Electric Heater, Hazardous Area, Class 1, Group B, one-prong heater. Can be installed in 1 in NPT port on MBL reservoirs.
557208	240 VAC Electric Heater, Hazardous Area, Class 1, Group B, one-prong heater. Can be installed in 1 in NPT port on MBL reservoirs.
Note: Former codes H3, H4 and H6 use 557207. For H1, H2 and H5, contact factory for details about part number 564058 (two prong heater) Class 1, Group D	

Compressor Lubrication

Manzel® MB Specialty Box Lubricators

Features and Benefits

- Provide a proven, cost-effective way to assemble customized oil systems that meet specific requirements by using standard modular components
- Increase opportunities to standardize lube system components and reduce lube maintenance and service costs
- 60:1 – 2 or 4 pump stations max, use with GBL 7500 Gravity-Fed or Pressure-Fed Box Lubricator
- 118:1 – 4 or 6 pump stations max, use with any GBL 7500 pump

Typical Applications

- MB60 is perfect for bolt-on gas compressor box lubrication solutions
- MB118 is the right size and durable for triplex and quintuplex mud pump applications

Typical Fluids Handled

- Mineral oil base or synthetics

Ordering Information

Manzel® MB Specialty Box Lubricators		
MB60	24V068	2 pint reservoir (2 pump stations max), no pumps installed, 60:1
	24U750	6 pint reservoir (4 pump stations max), no pumps installed, 60:1
MB118	24W633	4 pint reservoir (4 pump stations max), no pumps installed, 118:1
	24W634	6 pint reservoir (6 pump stations max), no pumps installed, 118:1
	24W636	4 pint reservoir (4 pump stations max), 1/4 in GBL 7500 pump (qty 3), 118:1
	24W635	6 pint reservoir (6 pump stations max), 1/4 in GBL 7500 pump (qty 5), 118:1



24V068



24W636

Compressor Lubrication

Manzel® GBL 7500 Pump

Features and Benefits

Each GBL 7500 single-piston pump is mechanically driven from a camshaft in the reservoir. They are adjustable from 1 to 27 drops per stroke and develop pressures up to 7500 psi (517 bar), depending on the piston size. All working parts are totally enclosed away from dirt, water, and impurities and are self-lubricated at all times by the fluid in the reservoir. Rugged construction for high performance and durability with easy to adjust pump output.

Typical Applications

- Compressors

Typical Fluids Handled

- Mineral or synthetics oil

Technical Specifications

Piston Size		Max Outlet Pressure			Drops/Stroke		Cubic Inch/Stroke		Cubic cm/Stroke		Strokes/minute	
inches	mm	PSI	MPa	bar	Min.	Max.	Min.	Max.	Min.	Max.	Min.	Max.
3/16	4.8	7500	51.7	517	0	7	0	0.014	0	0.229	3	50
1/4	6.4	6000	41.4	414	0	12	0	0.024	0	0.393	3	50
3/8	9.5	3500	24.1	241	0	27	0	0.054	0	0.885	3	50

Ordering Information

GBL 7500	
24J391	3/16 in (4.8 mm) suction
24J392	1/4 in (6.4 mm) suction
24J393	3/8 in (9.5 mm) suction
24J394	3/16 in (4.8 mm) gravity
24J395	1/4 in (6.4 mm) gravity
24J396	3/8 in (9.5 mm) gravity
24J397	3/16 in (4.8 mm) pressure
24J398	1/4 in (6.4 mm) pressure
24J399	3/8 in (9.5 mm) pressure
24K466	Suction alarm pump
GBL Accessories and Spare Parts	
564332	Outlet Check Valve Assembly – maintains prime when changing out pumps
126070	Replacement Pump Gasket – used by all pumps
24T306	Sight Glass Replacement Kit – for use with suction, gravity and alarm pumps
563101	Replacement Suction Strainer – for use with suction and alarm pumps



Suction
24J391



Gravity
24J394



Pressure
24J397



Alarm
24K466

Compressor Lubrication

Model HP-15™ High Pressure Lubricators

Features and Benefits

The high pressure lubricator comprises one to six integral sight and pump assemblies in a cast iron reservoir. The unit is designed for direct connection to an electric motor/speed reducer power source. A Manzel® terminal check valve is recommended in the lubrication system. When required to maintain proper oil viscosity, the reservoir can be fitted with an electric heater.

Typical Applications

- Multi-stage gas compression

Typical Fluids Handled

- Mineral or synthetic oil

Technical Specifications

Number of Feeds	Max. Pressure	Reservoir Capacity (Quarts) (1)	Plunger Diameter (inches)	Drops Per Stroke		Cubic Inches Per Stroke		Cubic cm Per Stroke		Strokes Per Minute	
				Min.	Max.	Min.	Max.	Min.	Max.	Min.	Max.
1-6	18,000	7	1/4	1	4	0.002	0.008	0.033	0.113	3	36

Ordering Information

562918	HP-15 6 feed gear box without pumps
562919	HP-15 6 feed gear box with 6 HP-15 pumps
562951	HP-15 pump
564151	HP-15 sight glass kit – includes sight “glass” made of polyamide, o-ring and rubber plug
563113	HP-15 plunger and cylinder assembly
564336	Check valve – 3/8 in OD tube compression fittings on both ends. Use in line or as the lubrication point.



562951

Compressor Lubrication

Manzel® HP-50™ High Pressure Lubricators

Features and Benefits

- Operating pressures to 60,000 psi for lubricating compressor and circulator cylinder walls, heavily loaded bearings and other moving parts
- Single plunger force feed design is highly efficient for injecting lubricants and/or compatible fluids into high pressure systems
- Vacuum sight feeds on self-contained pumping units show output of lubricant to individual lubrication points
- All working parts are totally enclosed and self-lubricated
- Individual pumping units easily removed for service
- Feed rate infinitely variable from minimum to maximum with simple hand adjustment



Typical Applications

- Compressors and industrial equipment

Typical Fluids Handled

- Mineral or synthetic oil

Technical Specifications

Number of Feeds	Max. Pressure	Reservoir Capacity (Quarts) (1)	Plunger Diameter (Inches)	Drops Per Stroke		Cubic Inches Per Stroke		Cubic cm Per Stroke		Strokes Per Minute	
				Min.	Max.	Min.	Max.	Min.	Max.	Min.	Max.
1-4	60,000	9	1/4	1	4	0.002	0.008	0.033	0.113	3	36

Ordering Information

HP-50 Pump	
562952	HP-50 Pump Assembly
HP-50 Lubricator Boxes	
564276	HP-50 Lubricator without Pumps or Options
562925	HP-50 Lubricator with 4 Pumps
562926	HP-50 Lubricator with 2 Pumps
562927	HP-50 Lubricator with 4 Pumps, Provision for Flange Mounted Auto Fill, and Nitrogen Purge Port
562928	HP-50 Lubricator with 4 Pumps, Low Level and Shaft Rotation Alarm
562929	HP-50 Lubricator with 4 Pumps, Provisions for Flange Mounted Auto Fill and Low Level in Fill Plate
564277	HP-50 Lubricator with 4 Pumps and Steam Heater
564278	HP-50 Lubricator with 3 Pumps and Steam Heater
564279	HP-50 Lubricator with 4 Pumps, Provision for Flange Mounted Auto Fill, Nitrogen Purge and Shaft Rotation/Low Level Alarm on Left
564280	HP-50 Lubricator with 4 Pumps, Provision for Flange Mounted Auto Fill, Nitrogen Purge and Shaft Rotation/Low Level Alarm on Right

564282	HP-50 Lubricator with 4 Pumps, Shaft Rotation and Low Level Alarm
564283	HP-50 Lubricator with 4 Lubricator Boxes with 15 Pumps, Provision for Center Mounted Motor and Base
258262	HP-50 Lubricator with 4 Pumps and Low Level
258263	HP-50 Lubricator with 4 Pumps, Provisions for Flange Mounted Auto Fill and Low Level in Fill Plate, and Proximity Switch Shaft Rotation Indicator on Right
HP-50 Accessories	
563111	HP-50 plunger and cylinder
564336	HP-50 check valve
558881	Electric heater, 120/240 VAC
563020	Shaft rotation alarm
563024	Low level
556808	Ren Oil Level Controller/Auto-fill, 5 psi maximum
558221	Garzo Oil Level Controller/Auto-fill, 70 psi maximum, Class 1, Groups C and D, Division I

Compressor Lubrication

Manzel® MVB Pump

Features and Benefits

The MVB lubrication system is a single line, series progressive system which divides pump output into predetermined proportional amounts and distributes these amounts to points of lubrication.

- One main supply from single pump
- Central monitoring of normal operation
- Automatic proportioning of lubricant through positive displacement valves
- Quick indication of problem areas

Typical Applications

- Compressors and reciprocating engines

Typical Fluids Handled

- Oil

Technical Specifications

Output per Pump in Pints (Liters) per Day

Single Camshaft rpm (pump strokes per min)	1/4 piston		3/8 piston	
	Min. Output Adj.	Max. Output Adj.	Min. Output Adj.	Max. Output Adj.
	0.12456*(constant)	0.59832	0.29909*(constant)	1.4902
20	2.49 (1.18)	11.97 (5.66)	5.98 (2.83)	29.92 (14.15)
30	3.74 (1.77)	17.95 (8.49)	8.97 (4.24)	44.88 (21.23)
40	4.98 (2.36)	23.93 (11.32)	11.96 (5.66)	59.84 (28.30)
50	6.23 (2.95)	29.92 (14.15)	14.95 (7.07)	74.80 (35.38)
60	7.47 (3.53)	35.90 (16.98)	17.95 (8.49)	89.76 (42.46)
70	8.72 (4.12)	41.88 (19.81)	20.94 (9.90)	104.72 (49.53)

*Constant X strokes per minute = output in pints per day. For 2 and 3 lobe cams, multiply camshaft RPM times 2 or 3.

Ordering Information

563565	MVB 0.250 in (6.35 mm) Piston Pump
563566	MVB 0.375 in (9.53 mm) Piston Pump
563920	Seal kit for MVB pump
563919	3/8 in piston and sleeve replacement
563918	1/4 in piston and sleeve replacement
557824	25 micron filter replacement element
557827	10 micron filter replacement element



563565



MVB Box lubricator

Compressor Lubrication

Manzel® MVB Box Lubricator Configurator

Ordering Menu Code

MV – X – X – X – X

Drive

Code	(Former Code) – Description
A	(DAA) Ratchet Drive (102-2)
B	(DAB) Standard Drive (203-2)
C	(DAC) Standard Drive (207-2)
D	(DAD) Reverse Drive (303-2)
E	(DAE) 90-Degree Drive (401-2)
F	(DAF) Vertical Drive (501-2)
G	(NA) Tandem Drive

Gear Box Ratio and Mounting Base Option

Code	(Former Code) – Description	Code	(Former Code) – Description	Code	(Former Code) – Description
A	(RAA) 1:1 Ratio Gear Box	J	(RAE) 3:1 Ratio Gear Box	T	(RAJ) 8:1 Ratio Gear Box
D	(RAB) 1:2 Ratio Gear Box	M	(RAF) 1:4 Ratio Gear Box	U	(RAJ-KOA) 8:1 Ratio Gear Box with a KOA Base
E	(RAC) 2:1 Ratio Gear Box	N	(RAG) 4:1 Ratio Gear Box	W	(RAK) 16:1 Ratio Gear Box
H	(RAD) 1:3 Ratio Gear Box	S	(RAH) 1:8 Ratio Gear Box	X	(RAK-KOA) 16:1 Ratio Gear Box with a KOA Base

Pump Station One Configuration*

Code	Cam Style	Pump Size	Gauge PSI	Relief PSI	Code	Cam Style	Pump Size	Gauge PSI	Relief PSI
A	Single Lobe	No Pump	None	None	K	Double Lobe	1/4 in	10,000	4,600
B	Single Lobe	1/4 in	None	6,400	L	Double Lobe	3/8 IN	None	1,750
C	Single Lobe	1/4 in	3,000	2,350	M	Double Lobe	3/8 IN	3,000	1,750
D	Single Lobe	1/4 in	10,000	6,400	N	Triple Lobe	No Pump	None	None
E	Single Lobe	3/8 in	None	2,350	P	Triple Lobe	1/4 in	None	3,700
F	Single Lobe	3/8 IN	3,000	2,350	R	Triple Lobe	1/4 in	3,000	2,350
G	Double Lobe	No Pump	None	None	S	Triple Lobe	1/4 in	10,000	3,700
H	Double Lobe	1/4 in	None	4,600	T	Triple Lobe	3/8 IN	None	1,450
J	Double Lobe	1/4 in	3,000	2,350	U	Triple Lobe	3/8 IN	3,000	1,450

*Former codes AOA and AOC referred to 1/4 in pump. Former codes AOB and AOD referred to 3/8 in pump. Former code POA referred to standard (2,350 psi) blowout indicator. Former codes GOA, GOB, GOC, and GOD referred to gauge options; choose from standard gauge options shown above.

Pump Station Two Configuration**

Code	Cam Style	Pump Size	Gauge PSI	Relief PSI	Code	Cam Style	Pump Size	Gauge PSI	Relief PSI
A	Single Lobe	No Pump	None	None	K	Double Lobe	1/4 in	10,000	4,600
B	Single Lobe	1/4 in	None	6,400	L	Double Lobe	3/8 IN	None	1,750
C	Single Lobe	1/4 in	3,000	2,350	M	Double Lobe	3/8 IN	3,000	1,750
D	Single Lobe	1/4 in	10,000	6,400	N	Triple Lobe	No Pump	None	None
E	Single Lobe	3/8 in	None	2,350	P	Triple Lobe	1/4 in	None	3,700
F	Single Lobe	3/8 IN	3,000	2,350	R	Triple Lobe	1/4 in	3,000	2,350
G	Double Lobe	No Pump	None	None	S	Triple Lobe	1/4 in	10,000	3,700
H	Double Lobe	1/4 in	None	4,600	T	Triple Lobe	3/8 IN	None	1,450
J	Double Lobe	1/4 in	3,000	2,350	U	Triple Lobe	3/8 IN	3,000	1,450

**Former codes BOA and BOC referred to 1/4 in pump. Former codes BOB and BOD referred to 3/8 in pump. Former code HOA referred to standard (2,350 psi) blowout indicator. Former codes JOA, JOB, JOC, and JOD referred to gauge options; choose from standard gauge options shown above.

NOTE: Motors for KOA base with 8:1 or 16:1 drives:

558289 (MOA) - 1/4 HP, 115/230 VAC, 60 Hz, single-phase, 1,725 rpm, TENV, 56F
 558290 (MOB) - 1/4 HP, 230/460 VAC, 60 Hz, three-phase, 1,725 rpm, TENV, 56F

Pump Station One is located on the left side, above the sight glass, for all MVB configurations.

Compressor Lubrication Accessories

Manzel® Lube-Line Alert™

Features and Benefits

- Indicates Flow or No-Flow at any point in the system ahead of the Lube-Line Alert inlet. Not affected by discharge pressure.
- Operates under continuous or intermittent low-flow rates
- Universal use—operates in any air free force feed lubrication system—any make lubricator
- Sensitive to a wide range of flow from .006 cubic inches to 190 cubic inches per minute
- Many type lubricants and viscosities—mineral or synthetic
- Time delay adjustment to compensate for viscosity and/or flow rate. Quick and easy to adjust.
- Explosion-proof—UL and CSA Listed for Class I Groups C and D and Class II Groups E, F and G. Division 1 and 2 when installed as per NEC 501.
- For connection to any electrical warning system—lights, sound devices, machinery shut-off relays, telephones, etc.
- A low-level and shaft rotation



563030

Technical Specifications

UL and CSA Electrical Ratings.....	Single pole, Throw magnetically operated switch, 115 VAC, 60Hz, 10 watt, 28 VDC, 0.5 amp Resistive, 28 VDC, 0.5 amp Inductive
Maximum Switch Rating.....	350 VAC/VDC, 50 watt, 2 amp
Maximum Operating Pressure.....	10,000 psi
Minimum Pressure Drop Access Alert	150 psi
Flow Rate	0.006 in ³ to 190 in ³ /min @ 100 SUS 0.006 in ³ to 75 in ³ /min @ 2000 SUS
Fluid Viscosity.....	100 to 9000 SUS
Weight.....	0.6 lbs

Ordering Information

Lube-Line Alert	
563030	N.C. Configuration w/Check Valves for 1/4 in O.D. Tube
563032	N.O. Configuration w/Check Valves and Fittings for 1/8 in NPTF Connections
Inlet Check Valves	
563042	with 1/4 in O.D. Tube Fitting (supplied with 563030)
563041	with 7/16-20 Straight Female Thread (supplied with 563032)
Outlet Check Valves	
563044	with 1/4 in O.D. Tube Fitting (supplied with 563030)
563043	with 7/16-20 Straight Female Thread (supplied with 563032)
Fittings	
556624	7/16-20 Straight Male Thread x 1/8 in NPTF (2 supplied with 563032)
Springs	
556944	Standard Springs (installed at factory)
556939	Light Spring for Low Flow Applicator*
Repair Parts	
556812	Switch Assembly

*When using the Light Spring 556939, fluid viscosity should not exceed 350 SUS.

Compressor Lubrication Accessories

Pneumatic/Electric Lube Sentry Valve

Features and Benefits

The Lube Sentry Valve provides automatic warning and shutdown of compressors, pumps and engines when oil is not flowing properly to primary dividers in series type lube systems.

- Absence of check valves to avoid trapping contamination from included solids in the lubricant
- Bolted-together components simplifying maintenance. The microswitch assembly on the pneumatic valve can be removed without disturbing existing lines or shutting down the equipment being lubricated.

Technical Specifications

Material.....	Steel
Max Pressure	6,000 psi (414 bar)
Flow Rate (per day)	4 to 400 pints (1.89 to 189.2 liters)
Pressure Drop.....	250 psi (17 bar)
Seals.....	Fluoroelastomer
Lubricant.....	Oil (450-2000 SUS)
Net Weight	0.5 lb (2.265 kg)
Operating Temperature	-20°F to 180°F (-29°C to 82°C)
Air Pressure (Max Pneumatic Valve)	125 psi (9 bar)
Electrical Rating	5 amps @ 125/250 VAC

A, B or C @ 28 VDC, A- Inductive - 3 amp, B- Resistive - 5 amp, C- Max Inrush - 15 amp



Ordering Information

563506	Pneumatic Lube Sentry, Complete
563503	Pneumatic Valve
563502	Actuator
563505	Electric Lube Sentry, Complete
563504	Switch Assembly

Compressor Lubrication Accessories

Balancing Valve

Features and Benefits

The Graco® Balancing Valve assists divider valves to accurately proportion lubricant at high differential pressures. It is recommended for use when a pressure difference greater than 1,000 PSI exists between two or more of the points in a Graco divider valve system.

- Balancing valve is not affected by downstream pressure, assures accurate flow to all lubrication points
- Balancing valve is field adjustable. Reduces on-site inventory costs as one model meets all your system needs.
- Balancing valve is in-line mounted, so it lowers installation costs
- Balancing valve uses a wear-resistant tungsten-carbide ball to reduce maintenance costs



Technical Specifications

Material.....	Steel
Max Operating Pressure.....	6,500 psi
Adjustable.....	From 1,000 to 6,500 psi (Factory set at 3,000 psi)
Operating Temperature.....	-10°F to 250°F (-23°C to 121°C)
Lubricant.....	Oil
Seals.....	Fluoroelastomer
Net Weight.....	1.19 lb (0.54 kg)

Ordering Information

563230	Balancing Valve
563911	Valve Seal Kit

Index

Part No.	Page No.	Part No.	Page No.	Part No.	Page No.
15K740	55, 101, 103, 117	17C750	34, 35, 65	17T178	35
15K783	55, 101, 103, 117	17C751	35	17T179	35
15K784	103	17C752	35	17T193	35
15M037	103	17C753	34, 35	17T194	35
15M045	101, 103	17D023	102	17T195	35
15M442	124	17D024	102	17T196	35
15R993	80	17G007	105	17T780	100
15R994	80	17G422	101	17T781	100
15U854	85	17J423	72	17U217	35
15U855	85	17J939	19	17Y489	62
15U856	85	17J999	18	17Y498	62
15U857	82	17K061	101	17Y510	62
15U858	30	17K062	101	17Y511	62, 63
15U859	30	17K063	102, 112, 117	17Y689	100
15U860	30	17K601	62	17Y690	100
15W165	116	17K602	62	17Y691	100
15X624	51	17K603	62	18C750	35
15X625	52	17K604	62	18C751	35
15X626	52	17L366	98, 129	18C752	35
15X667	51	17L372	129	18C753	35
15X668	51	17L440	65, 103	19C752	35
15X669	51	17L441	65, 103	20A081	71
15X670	51	17L442	65, 103	20A339	71
15X671	51	17L449	100	20A560	126
15X672	51	17L545	100	20A561	126
15X673	51	17L546	100	20A562	126
15X674	51	17L547	65, 103	20A563	126
15X675	52	17L548	100	20A585	71
15X676	52	17L550	65	20A586	71
15X677	52	17L648	100	20A901	71
15X678	52	17L649	100	20A902	71
15X679	52	17L650	100	20A904	71
15X680	52	17L651	65	20C752	35
15X681	52	17L652	65, 103	24A918	63
15X682	52	17L653	65, 103	24A919	56
15X683	51	17L754	62	24A920	56
15X684	51	17L755	62	24A921	56
15X685	51	17L879	9, 19, 65, 93	24A922	56
15X686	51	17L880	93	24A923	56
15X687	51	17L881	93	24A924	56
15X688	51	17L941	100	24B219	85
15X689	51	17L942	100	24B237	83
15X690	51	17L983	19, 93	24B239	83
15X691	52	17M380	93	24B240	83
15X692	52	17N453	62	24B241	83
15X693	52	17N454	62	24B359	63
15X694	52	17N455	62	24B360	56
15X695	52	17N456	62	24B427	29
15X696	52	17N457	62	24B474	73
15X697	52	17N458	62	24B475	73
15X698	52	17N926	18	24B476	73
15X699	52	17P336	100	24B477	73
15X700	52	17P337	100	24B478	73
15X701	52	17P750	35	24B479	73
15X702	52	17P751	35	24B480	73
15X703	52	17P752	35	24B481	73
15X704	52	17P753	35	24B482	73
15X705	52	17R565	100	24B483	73
15X706	52	17R566	100	24B495	74
15Y069	74	17R569	100	24B496	74
15Y070	74	17R571	100	24B591	106
16A169	101	17R572	100	24B596	106
16A171	101	17R703	9	24B677	56, 58
16A172	101	17S107	115	24E240	56
16P368	74	17S392	62	24E241	56
16T671	105	17S393	62	24E242	56
16T854	17, 20	17S394	62	24E243	56
16U217	70, 76, 80	17S395	62	24E244	56
16U790	9, 20, 71	17S396	62	24E245	56
16V678	129	17S477	115	24E389	56
17B168	56, 58	17S552	100	24E390	56
17B169	56, 58	17S553	100	24E391	56
17B780	56, 58	17S554	100	24E392	56
17B781	56, 58	17S555	100	24E393	56
17B782	56, 58	17S968	112, 115	24E394	56
17B783	56, 58	17S969	112, 115	24F201	56
17B785	56, 58	17S970	112, 115	24F508	56
17B879	56, 58	17T176	35	24F509	56
17B880	56, 58	17T177	35	24F510	56

Index

Part No.	Page No.	Part No.	Page No.	Part No.	Page No.
24F511	56	24P686	105	24W906	57
24F512	56	24P687	105	24W907	57
24F513	56, 58	24P731	20	24W913	57
24F514	56, 58	24P976	87	24W914	57
24F543	56	24P977	87	24W915	57
24F544	56	24R127	85	24W981	105
24F545	56	24R631	74	24X027	75
24F546	56	24R632	74	24X028	75
24F548	56	24R633	74	24X029	75
24F550	56	24R952	129	24X030	75
24F551	56	24T296	87	24X302	57
24F552	56	24T306	138	24X303	57
24F553	56	24U750	137	24X304	57
24F554	56	24V068	137	24X305	57
24F555	56, 58	24V204	85	24X306	57
24F556	56, 58	24V531	85	24X307	57
24F596	76	24V837	18	24X401	61
24F597	76	24W335	119	24X402	61
24F598	76	24W401	57	24X403	61
24F599	76	24W402	57	24X405	61
24F600	76	24W403	57	24X606	105
24F601	76	24W404	57	24X694	34
24F943	56, 58	24W405	57	24X743	120
24F944	56	24W406	57	24X807	61
24G485	69	24W407	57	24Y079	35
24G486	69	24W408	57	24Y080	35
24G487	69	24W482	119	24Y081	35
24G488	69	24W483	57	24Y082	35
24G489	69	24W484	57	24Y407	124
24G490	69	24W485	57	24Y408	124
24H681	85	24W486	57	24Y498	35
24H994	119, 120	24W487	57	24Y499	34, 35
24J391	133, 138	24W488	57	24Z020	35
24J392	133, 138	24W489	57	24Z021	35
24J393	133, 138	24W490	57	24Z022	35
24J394	138	24W491	57	24Z023	35
24J395	138	24W492	57	24Z024	35
24J396	138	24W493	57	24Z025	35
24J397	138	24W494	57	24Z026	35
24J398	138	24W495	56, 58	24Z027	35
24J399	138	24W501	57	24Z028	34, 35
24K414	19, 95	24W502	57	24Z029	35
24K415	87	24W503	57	24Z030	35
24K466	138	24W504	57	24Z050	35
24K466	133, 136, 138	24W505	57	24Z051	35
24M478	20	24W506	57	24Z052	35
24M479	20	24W507	57	24Z053	34, 35
24M480	20	24W601	57	24Z054	35
24M481	20	24W602	57	24Z055	35
24M482	20	24W603	57	24Z056	35
24M483	20	24W604	57	24Z057	35
24M484	20	24W605	57	24Z058	35
24M644	9, 19, 102	24W606	57	24Z059	35
24N181	19, 95, 129	24W607	57	24Z060	35
24N182	20	24W623	119	24Z061	35
24N351	20	24W633	137	24Z062	35
24N373	74	24W634	137	24Z477	64
24N382	74	24W635	137	24Z478	64
24N402	20	24W636	137	24Z479	64
24N405	28	24W701	57	24Z480	64
24N406	28	24W702	57	24Z481	64
24N407	28	24W703	57	24Z482	64
24N408	28	24W704	57	24Z483	64
24N409	28	24W705	57	24Z484	64
24N468	105	24W706	57	24Z485	64
24N915	69	24W707	57	24Z486	64
24N916	69	24W801	57	24Z487	64
24N917	69	24W802	57	24Z488	64
24N918	69	24W803	57	24Z489	64
24N919	69	24W804	57	24Z490	64
24N920	69	24W805	57	24Z491	64
24N945	74	24W806	57	24Z492	64
24N948	74	24W807	57	24Z493	64
24N949	74	24W808	57	24Z494	64
24N951	74	24W901	57	24Z495	64
24N952	74	24W902	57	24Z496	64
24P295	18	24W903	57	24Z497	64
24P296	18	24W904	57	24Z498	64
24P314	105	24W905	57	24Z499	64

Index

Part No.	Page No.	Part No.	Page No.	Part No.	Page No.
24Z500	64	25C981	9, 112, 115	25U203	126
24Z501	64	25C982	9, 112, 115	25U220	131
24Z502	64	25C983	112, 115	26A318	114, 117
24Z503	64	25C985	115	26A319	19, 114, 117
24Z504	64	25C986	115	26A320	19, 114, 117
24Z505	64	25C987	115	26A404	117
24Z506	64	25C988	114, 116	26A405	117
24Z507	64	25C989	114, 116	26A406	117
24Z508	64	25C990	112, 113	26A478	65
24Z509	64	25C991	112, 113	26A479	65
24Z510	64	25C992	112, 113	26A782	94
24Z511	64	25C993	112, 113	26A814	107, 131
24Z512	64	25D012	114, 116	26A853	107, 131
24Z526	119	25D013	114, 116	26A855	107, 131
24Z660	112, 115	25D084	113, 116	26A882	107, 131
24Z675	80	25D096	124	26A883	107, 131
24Z681	54, 114, 116	25D216	116	26A884	131
24Z682	54, 114, 116	25D217	116	26A888	107, 131
24Z683	54, 114, 116	25D336	62	26A889	131
24Z684	54, 114, 116	25D338	115	26A910	9, 18
24Z685	54, 114, 116	25E349	62	26A967	126
24Z686	54, 114, 116	25E935	64	26A968	126
24Z714	94	25M496	65, 103	26B069	126
24Z715	94	25M497	65, 103	26B399	126
24Z716	94	25M498	65, 103	26B416	126
24Z719	94	25M499	65, 103	26C029	19
24Z720	94	25M544	117	26C030	18
24Z764	112, 115	25M602	20, 94	26C081	116
24Z808	54, 114, 116	25M603	20, 94	26C100	116
24Z809	119	25M604	94	26C101	116
24Z810	119	25N101	61	26C104	116
24Z811	119	25N104	61	26C105	116
24Z812	119	25N106	61	26C176	18
24Z813	119	25N109	61	26C326	117
24Z888	54	25N730	65	26C344	27
24Z889	54	25N827	9	26C419	85
24Z890	54	25P784	126	26C432	19
24Z891	54	25P785	126	26C433	19
24Z892	54	25R001	131	26C521	85
24Z893	54	25R318	131	26C825	9
24Z958	112, 115	25R800	9	26C826	9
24Z959	112, 115	25R801	9	26G204	14
24Z962	18, 112, 115	25R802	9	26G205	14
25A080	62	25R803	9	77X000	128
25A081	62	25R804	9	77X001	127, 128, 129
25A118	119	25R806	9	77X002	128
25A170	114, 115	25R807	9	77X003	128
25A189	123	25R808	9	77X011	128
25A202	85	25R809	9	77X012	128
25A209	85	25R810	9	77X013	128
25B514	71	25R820	9	77X014	128
25B515	71	25R821	9	77X015	128
25B534	71	25R822	9	77X016	128
25B535	71	25R823	9	77X100	129
25C264	85	25R824	9	77X101	129
25C265	85	25R826	9	77X102	128, 129
25C849	112, 113, 116	25R827	9	77X103	129
25C850	112, 113, 116	25R828	9	77X104	129
25C851	112, 113, 116	25R829	9	77X105	129
25C852	112, 113, 116	25R830	9	77X111	129
25C853	112, 113, 116	25T567	115	77X112	129
25C854	112, 113, 116	25T585	71	77X121	129
25C855	112, 113, 116	25T641	61	77X122	129
25C856	112, 113, 116	25T642	61	77X202	129
25C857	112, 113, 116	25T643	61	77X203	129
25C858	112, 113, 116	25T644	61	77X204	129
25C859	112, 113, 116	25T645	61	77X205	129
25C965	115	25T646	61	77X300	129
25C966	115	25T649	61	77X301	129
25C971	112, 117	25T767	115	77X304	129
25C972	112, 117	25U040	71	77X305	129
25C973	112, 117	25U041	71	77X402	129
25C974	112, 117	25U051	71	77X403	129
25C975	112, 117	25U052	71	77X500	129
25C976	112, 117	25U053	71	77X510	129
25C977	112, 117	25U054	71	77X511	129
25C978	112, 117	25U200	126	77X512	129
25C979	112, 117	25U201	126	77X513	129
25C980	112, 117	25U202	126	77X514	129

Index

Part No.	Page No.	Part No.	Page No.	Part No.	Page No.
77X515	129	94G065	11	96G081	14
77X521	129	94G066	11	96G082	14
77X522	129	94G067	11	96G088	15
77X523	19, 98, 129	94G068	11	96G089	15
77X524	129	94G069	11	96G090	15
77X540	129	94G070	11	96G092	15
77X541	98, 129	94G071	11	96G093	15
77X542	17, 19, 129	94G072	11	96G094	15
77X543	129	94G073	11	96G096	15
77X544	129	94G074	11	96G097	15
77X545	129	94G075	11	96G098	16
77X546	129	94G076	11	96G099	16
77X960	128	94G077	11	96G100	16
77X990	128	96G000	14	96G103	15
94G000	12	96G001	14	96G104	15
94G001	12	96G002	14	96G105	15
94G002	12	96G003	14	96G106	15
94G003	12	96G005	14	96G107	15
94G004	12	96G006	14	96G108	15
94G005	12	96G007	14	96G109	15
94G006	11	96G008	14	96G110	16
94G007	11	96G011	14	96G111	16
94G008	11	96G012	14	96G112	16
94G009	11	96G013	14	96G113	15
94G010	11	96G014	14	96G115	16
94G011	11	96G017	15	96G116	16
94G012	12	96G018	15	96G118	15
94G013	12	96G019	15	96G119	15
94G014	12	96G020	15	96G120	15
94G015	12	96G021	15	96G121	15
94G016	12	96G023	15	96G122	15
94G017	12	96G024	15	96G123	15
94G018	11	96G025	15	96G124	15
94G019	11	96G026	15	96G125	16
94G020	11	96G027	14	96G126	16
94G021	11	96G028	14	96G127	16
94G022	11	96G029	14	96G128	15
94G023	11	96G030	15	96G132	16
94G024	12	96G031	15	96G133	16
94G025	12	96G032	15	96G135	14
94G026	12	96G033	14	96G136	14
94G027	12	96G034	14	96G137	14
94G028	12	96G035	15	96G138	14
94G029	12	96G036	15	96G139	14
94G030	12	96G037	15	96G140	14
94G031	12	96G038	14	96G141	15
94G032	12	96G039	14	96G142	15
94G033	12	96G040	14	96G143	15
94G034	12	96G041	14	96G144	15
94G035	12	96G042	14	96G145	15
94G036	11	96G043	14	96G146	15
94G037	11	96G044	14	96G147	14
94G038	11	96G045	14	96G148	14
94G039	11	96G048	14	96G149	14
94G040	11	96G049	14	96G150	14
94G041	11	96G050	14	96G151	15
94G042	11	96G051	14	96G152	15
94G043	11	96G052	14	96G153	16
94G044	11	96G053	14	96G155	15
94G045	11	96G055	14	96G156	15
94G046	11	96G056	14	96G157	16
94G047	11	96G057	14	96G158	16
94G048	12	96G058	14	96G159	15
94G049	12	96G059	14	96G160	15
94G050	12	96G060	14	96G161	16
94G051	12	96G061	14	96G162	16
94G052	12	96G062	14	96G163	14
94G053	12	96G068	14	96G164	15
94G054	12	96G069	14	96G165	16
94G055	12	96G070	14	96G166	15
94G056	12	96G071	14	96G167	14
94G057	12	96G072	14	96G168	15
94G058	12	96G073	14	96G169	16
94G059	12	96G075	14	96G171	14
94G060	12	96G076	14	96G172	14
94G061	12	96G077	14	96G174	16
94G062	12	96G078	14	96G175	16
94G063	11	96G079	14	96G176	16
94G064	11	96G080	14	96G177	15

Index

Part No.	Page No.	Part No.	Page No.	Part No.	Page No.
96G178	15	121661	52	122801	53
96G182	14	121662	52	122804	51
96G183	15	121663	52	122805	51
96G184	14	121664	52	122806	51
96G186	16	121665	52	122807	51
96G188	16	121666	52	122808	51
96G189	14	121667	52	122825	52
96G190	16	121668	52	122826	52
96G192	14	121669	52	122827	52
96G194	14	121670	52	122841	53
96G195	16	121671	52	122861	53
96G196	14	121672	52	122862	53
96G197	15	122276	66, 72, 76	122863	53
96G198	14	122545	30	122864	53
96G199	14	122546	30	122865	53
96G201	16	122547	30	122866	53
96G207	17	122548	30	122868	53
96G208	17	122549	30	122869	53
96G209	17	122550	30	122885	53
96G210	17	122551	30	122886	53
96G211	17	122552	30	122887	53
96G212	17	122553	30	122888	53
96G213	17	122554	30	122889	53
96G214	17	122555	30	122890	53
96G215	17	122556	30	122891	53
96G217	17	122557	30	122895	30, 31
96G220	14	122558	30	122896	31
96G221	15	122559	30	122897	31
96G222	15	122560	30	122898	31
96G223	15	122561	30	122899	31
96G224	15	122562	30	122989	53
96G225	15	122563	30	122990	53
96G226	15	122564	30	123358	11, 12, 20
96G227	15	122565	30	124089	98
96G228	15	122566	30	124090	98
96G235	16	122567	30	124091	98
96G237	14	122568	30	124092	98
96G238	14	122569	30	124113	98
96G239	14	122570	30	124114	98
96G240	14	122571	30	124115	98
96G241	14	122572	30	124300	19, 20, 94
96G243	14	122573	30	124301	20, 94
96G252	16	122574	30	124333	9, 20, 94
96G258	14	122575	30	124594	20, 94
100040	102	122576	30	124595	20
100054	102	122577	30	124640	20
100206	101	122578	30	125910	18
100848	102	122579	30	126005	18
100854	102	122580	30	126070	138
102814	18	122581	31	126217	11, 12
105474	35	122582	31	126218	12
110712	102	122583	31	126219	12
111697	102	122584	31	126220	12
113093	102	122585	31	126247	74
114901	61	122586	31	126248	74
114902	61	122587	31	126249	74
114903	61	122588	31	126250	74
114904	61	122589	31	126251	74
114905	61	122590	31	126252	74
114909	61	122591	31	126311	20, 94
114911	61	122592	31	127012	102
114912	61	122593	31	127123	20
114913	61	122594	31	127145	102
114914	61	122595	31	127512	102
114915	61	122596	31	127513	102
115010	80	122597	31	127514	102
115122	18	122598	31	127515	102
115124	95, 124, 129	122789	53	127551	100
117206	61	122790	53	127552	65, 100
117832	100	122791	53	127553	65, 100
118206	61	122792	53	127554	100
121474	9, 19, 35, 117	122793	53	127555	65, 100
121654	51	122794	53	127722	101
121655	51	122795	53	127723	101
121656	51	122796	53	127724	101
121657	51	122797	53	127725	101
121658	52	122798	53	127780	9
121659	52	122799	53	127782	112, 115
121660	52	122800	53	127783	9

Index

Part No.	Page No.	Part No.	Page No.	Part No.	Page No.
128006	100	243191	124	556636	55, 103
128139	62	243501	124	556637	55, 103
128254	35	244023	124	556638	55, 103, 117
128255	35	247443	123, 124	556639	55, 103
128256	119	247444	124	556640	55, 103
128257	35	247450	123, 124	556642	55, 103
128305	35	247456	124	556643	55, 103
128561	65, 100	247457	124	556644	55, 103, 117
128562	65, 100	247538	124	556645	55, 103
128563	65, 100	247540	123, 124	556646	55, 103
128564	65, 100	247574	124	556647	55, 103
128565	65, 100	247575	124	556648	55, 103
128566	102	247700	124	556649	103
128567	102	247701	129	556650	103
128568	102	247702	129	556652	103
128570	65, 100	247703	124	556653	103
128571	65, 100	247704	124	556656	103
128572	65, 100	247705	124	556660	55, 103, 117
128573	65, 100	247706	124	556661	103
128579	65, 100	247707	124	556662	103
128580	65, 100	247886	9, 19, 114, 117	556666	55, 103
128581	100	247902	124	556670	103
128582	65, 100	247970	124	556677	50
128862	100	256778	21	556762	101, 103
129031	98	258262	140	556763	101, 103
129520	29	258263	140	556764	101, 103
129644	112, 115	258295	85	556808	140
129752	116	258301	85	556812	143
129755	112, 115	258347	85	556939	143
129759	112, 115	258348	119, 120	556944	143
129761	115	260067	19, 92	557132	98
129763	115	312349	124	557134	85, 97
129781	29	553322	23	557153	98
129801	115	555406	80	557154	98
129871	115	555453	101	557207	136
129872	115	555457	74	557208	136
130280	94	555726	65, 100, 103	557213	71
130281	100	555727	103	557214	71
130282	94	555749	101, 103	557215	71
130283	94	555808	54	557225	71
131164	100	555888	102	557226	71
131169	115	556011	29	557270	22, 23, 25, 136
131200	115	556012	29	557271	22, 23, 25, 136
131214	94	556013	29	557272	22, 23, 25
131215	94	556014	29	557273	22, 23, 25
131216	94	556015	29	557278	99
132089	19	556018	29, 41	557285	21
132090	19	556019	29	557286	26
132091	19	556026	138	557287	21
132092	19	556031	97	557293	26
132093	19	556032	97	557323	78
132154	19	556327	72	557349	70, 76, 102
132155	19	556371	67, 70, 76	557352	99
132163	19	556402	101, 103	557374	55
132187	18	556403	101, 103	557391	80
132188	19	556404	101	557392	101, 103, 117
132924	71	556407	102, 103	557393	101, 103, 117
133095	62	556408	101	557395	55, 101, 103
150287	101	556416	101	557422	90
156022	101	556419	102	557423	90
156296	101	556420	18, 102, 103	557488	78
156580	101	556424	82	557489	78
156849	101	556427	80	557490	78
158683	101	556429	102	557491	78
159842	101	556430	80	557492	78
162024	102	556448	103	557493	78
165198	101	556513	72	557494	78, 82
200389	43	556514	72	557509	78
207361	126	556540	72, 76	557515	67
222061	126	556568	72	557516	67
224751	124	556570	72	557517	67
239887	124	556572	80	557518	67
241234	62	556586	54	557519	67
241485	124	556587	54	557520	67
241486	124	556624	143	557546	92
241572	124	556632	103	557547	31
241573	124	556633	103	557559	99
243159	124	556634	65, 100, 103	557641	32, 33
243170	124	556635	103	557700	98

Index

Part No.	Page No.	Part No.	Page No.	Part No.	Page No.
557713	25	558156	50	560577	78
557721	72	558157	50	560591	82
557731	70, 76	558158	50	560592	82
557732	70, 76	558159	50	560593	82
557733	70, 76	558189	50	560594	82
557734	70, 76	558220	50	560595	82
557735	70, 76	558221	140	560596	82
557736	70, 76	558289	136, 142	560597	82
557737	72	558290	136, 142	560598	82
557738	70	558291	136	560600	82
557739	70	558292	136	560601	82
557740	70	558293	136	560602	82
557741	93	558294	136	560603	82
557745	93	558295	136	560604	82
557746	93	558296	32, 50	560605	82
557747	93	558297	99	560606	82
557752	93	558298	99	560620	78
557766	80	558306	51	560643	67
557767	80	558307	51	560645	67
557768	80	558308	51	560734	35
557769	80	558309	51	560919	70, 76
557770	80	558310	51	560920	72, 76
557771	80	558311	53	560936	70, 76
557772	80	558312	53	560943	70, 76
557774	80	558313	53	560953	71
557781	19, 37, 39, 92	558314	53	560956	74
557803	97	558315	53	560973	74
557804	97	558316	53	560974	74
557805	97	558317	53	561029	80
557806	97	558318	53	561031	85, 98
557807	97	558319	53	561032	85
557808	97	558320	53	561067	28
557810	26	558321	53	561102	78, 80
557811	97	558322	53	561113	55
557813	28	558323	53	561114	55
557814	28	558324	53	561131	55
557815	28	558325	53	561132	55
557816	28	558326	53	561143	50
557817	28	558327	53	561215	50
557818	28	558328	53	561216	50
557819	28	558329	53	561217	50
557820	28	558330	53	561218	50
557821	26	558331	53	561219	50
557822	26	558332	53	561220	50
557824	141	558633	74	561430	102
557825	26, 37	558795	102	562500	67
557826	32, 33, 39	558799	70, 76	562501	67
557827	141	558881	140	562502	67
557828	27, 95	558895	28	562503	67
557829	37, 95	558899	33	562504	67
557864	44, 45, 99	558906	55	562505	67
557866	99	558910	102	562508	67
557877	55	558933	93	562509	67
557880	55	558938	93	562510	67
557898	54	558947	95	562511	67
557901	54	558948	99	562512	67
557925	42	558949	28	562513	67
557941	114, 117	558950	28	562514	77
557943	55	558951	28	562515	77
557944	55, 100, 102	558953	28	562516	77
557945	55	558954	28	562517	77
557946	55	558955	28	562518	78
557947	55	558956	28	562519	78
557950	102, 103	558959	43	562520	78
557954	103	559037	136	562521	78
557955	103	560477	85	562522	78
557963	55	560478	85	562523	78
557966	115	560528	102, 103	562524	78
557968	103	560530	101, 103	562525	78
557969	102	560532	101, 103	562526	78
557997	28	560533	101, 103	562527	78
557998	28	560534	101, 103, 117	562528	78
558021	94	560535	102	562529	78
558022	94	560537	102	562530	78
558023	94	560540	102	562531	78
558024	94	560541	102	562532	78
558025	94	560542	102	562533	78
558026	94	560543	102	562534	78
558031	32, 33, 109	560576	78	562535	78

Index

Part No.	Page No.	Part No.	Page No.	Part No.	Page No.
562536	78	562744	69	562905	37, 39, 45
562538	77	562745	69	562906	37, 39
562539	77	562746	69	562907	42
562540	77	562747	69	562908	23, 25
562541	77	562748	69	562910	37, 39
562542	77	562755	73	562911	37
562543	77	562756	73	562916	78
562545	77	562757	73	562917	78
562546	77	562758	73	562918	139
562569	78	562759	73	562919	139
562570	81	562760	73	562925	140
562571	81	562813	80	562926	140
562572	81	562814	80	562927	140
562573	81	562815	80	562928	140
562574	81	562816	80	562929	140
562575	81	562817	80	562951	139
562576	81	562818	80	562952	140
562577	81	562819	80	562994	85
562578	82	562820	80	562995	103
562579	82	562821	80	563013	136
562580	82	562822	80	563014	27, 37, 42
562581	82	562823	80	563015	22, 25, 37, 39, 42
562582	82	562824	80	563016	25, 37, 39, 42
562583	82	562825	80	563020	140
562584	82	562826	80	563024	140
562585	82	562827	80	563030	143
562642	99	562828	80	563032	143
562647	99	562829	80	563041	143
562653	66	562830	80	563042	143
562654	66	562831	80	563043	143
562655	66	562832	80	563044	143
562656	66	562833	80	563046	99
562657	66	562834	80	563047	99
562658	66	562835	80	563048	85, 99
562659	66	562837	29	563049	85, 99
562660	70	562838	29	563051	99
562679	75	562839	29	563052	99
562680	75	562840	29	563054	99
562681	75	562841	29	563055	99
562682	75	562842	29	563058	99
562683	75	562843	29	563060	99
562684	75	562844	29	563061	99
562685	75	562845	41	563068	96
562686	75	562846	41	563069	96
562687	75	562847	29	563070	96
562688	75	562849	29	563072	40
562689	75	562850	29	563073	97
562690	75	562851	29	563074	71, 97
562711	69	562852	29	563075	96
562712	69	562854	40	563076	96
562713	69	562855	40	563077	96
562714	69	562857	43	563078	96
562715	69	562858	48	563079	96
562716	69	562860	48	563080	96
562717	69	562861	48	563091	85, 97
562718	69	562872	109	563092	97
562720	69	562880	97	563093	97
562721	69	562881	97	563094	97
562722	69	562882	97	563095	97
562723	69	562883	97	563096	97
562724	69	562884	37, 39, 45	563097	97
562725	69	562885	37, 39, 45	563100	97
562726	69	562886	37, 39	563101	138
562727	69	562887	37, 39	563102	98
562729	69	562888	37, 39	563103	98
562730	69	562889	36, 38, 45	563111	140
562731	69	562890	36, 38, 45	563113	139
562732	69	562891	36, 38	563127	85
562733	69	562892	22, 24, 25, 42	563128	85
562734	69	562893	22, 24, 25, 42	563129	85
562735	69	562894	24, 25	563130	85
562736	69	562895	22, 24, 25, 47	563131	85
562737	69	562896	22, 23, 24, 25, 42, 47	563132	85
562738	69	562897	23, 24, 25, 42, 47	563137	21
562739	69	562898	23, 24, 25, 47	563146	103
562740	69	562899	23, 24, 25, 47	563147	103
562741	69	562902	24	563148	103
562742	69	562903	24	563150	103
562743	69	562904	36, 38, 45	563154	103

Index

Part No.	Page No.	Part No.	Page No.	Part No.	Page No.
563156	18, 89	563253	88	563437	72, 76
563157	18, 89	563254	88	563438	72, 76
563158	18, 89	563255	88	563439	72, 76
563159	18, 89	563256	88	563440	72, 76
563160	18, 44, 89	563257	88	563447	70
563161	18, 89	563258	88	563451	70
563162	32, 50, 89	563260	92	563452	71
563164	89	563269	92	563453	71
563165	89	563270	66, 92	563454	71
563166	89	563271	66, 92	563455	71
563167	89	563272	70, 92	563456	71
563168	89	563273	70, 92	563460	71
563169	89	563275	86	563461	71
563170	89	563276	86	563463	71
563171	89	563277	82	563464	71
563172	89	563278	82	563465	72, 76
563173	89	563279	70	563467	71
563174	89	563287	78	563468	71
563175	89	563301	31	563469	70, 76
563176	89	563303	28	563470	70, 76
563178	101, 103	563304	36	563471	70, 76
563179	25, 91	563305	49	563472	70, 76
563182	91	563306	36	563476	93
563183	91	563307	49	563477	93
563184	25, 91	563308	36	563478	93
563185	91	563315	37, 39, 42	563479	97
563186	91	563316	25, 37, 39, 42	563480	97
563187	91	563317	22, 25, 37, 39, 42	563482	71
563188	91	563318	37, 42	563483	71
563191	91	563319	36, 38	563484	93
563192	91	563320	36, 38	563485	93
563193	91	563321	36, 38	563486	93
563194	91	563322	22, 23, 25, 37, 39, 42, 47	563489	85, 98
563195	99	563323	21, 36	563493	71
563196	99	563324	21, 36	563494	71
563197	99	563325	37	563495	87, 93
563198	99	563326	37	563501	93
563199	99	563327	37	563502	144
563200	99	563329	36	563503	144
563201	99	563330	21, 36	563504	144
563202	99	563331	21, 36	563505	144
563203	99	563332	37, 39, 42	563506	144
563205	99	563337	36	563507	98
563206	99	563339	37	563508	98
563207	99	563340	37	563509	98
563208	99	563341	37	563510	98
563209	99	563345	49	563511	98
563210	99	563346	21	563512	98
563211	99	563355	21, 36	563513	98
563212	103	563356	21	563514	98
563213	103	563358	38	563515	98
563214	103	563359	38	563516	98
563215	103	563361	38	563517	98
563221	90	563362	38	563518	80
563222	90	563363	38	563519	80
563223	90	563364	38	563520	80
563224	90	563365	38	563521	80
563225	90	563367	38	563522	80
563226	90	563374	33	563524	80
563228	90	563375	33, 99	563525	80
563229	90	563376	33	563526	80
563230	145	563378	39	563527	80
563231	88	563379	33	563555	66
563232	88	563380	24, 25	563557	28
563233	88	563383	23, 25, 47	563558	26
563234	88	563384	25	563565	141
563235	88	563385	25	563566	141
563236	88	563386	22, 23, 25	563571	42
563237	88	563387	22, 23, 25	563572	42
563239	88	563388	22, 23, 25	563573	42
563240	88	563389	22, 23, 25	563574	42
563241	88	563393	44	563575	42
563242	88	563421	70, 76	563576	42
563243	88	563422	70, 76	563577	42
563244	88	563424	70, 76	563578	42
563245	88	563425	70, 76	563579	42
563250	92	563427	93	563580	45
563251	70, 76, 92	563435	72, 76	563589	119
563252	88	563436	72, 76	563590	119

Index

Part No.	Page No.	Part No.	Page No.	Part No.	Page No.
563593	119	563954	91	564327	97
563625	119	563955	91	564332	138
563644	119, 120	563956	91	564336	139, 140
563645	119, 120	563957	91	564337	85
563646	119, 120	563959	91	564342	97
563647	120	563960	91	564343	97
563648	119, 120	563961	91	564350	103
563654	119, 120	563962	24, 91	564352	103
563655	119, 120	563963	91	564355	90
563706	119, 120	563964	91	564356	66, 92
563727	120	563965	24, 91	564357	92
563728	119, 120	563966	91	564375	38
563759	103	563970	93	564376	33
563762	42	563984	114	564377	25
563769	54	563994	114	564378	44
563770	55	564003	97	564379	44
563776	103	564004	97	564381	44
563777	103	564005	97	564383	44
563789	116	564006	97	564384	44
563796	116	564007	97	564385	44
563810	122	564008	97	564386	44
563814	119	564009	97	564387	44
563824	122	564010	97	564389	44
563829	121	564012	46	564399	93
563840	121	564015	136	564400	93
563842	121	564019	50	564401	93
563848	121	564020	50	564402	93
563850	121	564021	50	564403	93
563851	121	564022	50	564406	98
563852	121	564023	50	564411	28
563853	122	564024	50	564412	26
563854	119, 120	564025	50	564413	26
563855	122	564026	50	564414	26
563856	120	564027	50	564415	26
563857	120	564028	50	564419	45
563858	119, 120	564029	50	564420	45
563859	120	564030	50	564421	45
563860	120	564031	50	564422	45
563862	120	564032	50	564423	45
563863	122	564033	50	564439	32
563864	122	564034	50	564443	85
563865	121	564035	50	564444	85
563866	121	564036	50	564445	85
563874	119	564038	50	567251	70, 76
563877	122	564039	50	567270	23
563878	121	564040	50	567272	22
563880	121	564041	50	568906	44
563881	121	564042	50	571026	18
563888	119	564043	50	571028	18
563893	122	564044	50	571030	18
563895	122	564045	50	571031	18
563896	122	564046	50	571032	18
563898	23	564047	50	571033	18
563900	48	564053	50, 98	571036	18
563901	48	564058	136	571041	17, 18
563902	36	564059	91	571058	18
563903	36	564065	32	571063	18
563904	36	564067	32	571064	19
563909	39	564068	32	571070	18
563911	145	564086	114	571071	18
563912	40	564090	116	571159	18
563913	40	564138	30	571162	19
563915	24	564151	139	571167	19
563916	24	564194	120	571169	20
563917	78, 80	564200	88	571170	20
563918	141	564205	67	571171	20
563919	141	564264	37, 39	571172	20
563920	141	564270	24	571255	18
563921	24	564271	24	571286	17
563926	82	564276	140	571287	17
563928	72, 76	564277	140	571288	17
563929	72, 76	564278	140	571289	17
563930	33	564279	140	B32073	19
563933	71	564280	140	B32739	19
563940	85	564282	140	B32790	19
563941	85	564283	140	B32793	19
563942	85	564318	25	CD1011	131
563945	39	564322	37	LM1635	22
563952	91	564326	97	LM2323	22

Index

Part No.	Page No.	Part No.	Page No.	Part No.	Page No.
LM2533	22	MBBOAT	134	MBHOAH	134
LM3131	22	MBBOAZ	134	MBJOAJ	134
LM4211	47	MBCOAA	134	MBJOAK	134
LM4451	22	MBCOAB	134	MBJOAL	134
LM4523	22	MBCOAC	134	MBJOAM	134
LM4533	22	MBCOAD	134	MBJOAN	134
LM5111	22	MBCOAE	134	MBKOAJ	134
LM5114	22	MBCOAF	134	MBKOAK	134
LM5211	47	MBCOAG	134	MBKOAL	134
LM5214	47	MBCOAH	134	MBKOAM	134
LM5311	22	MBCOAJ	134	MBKOAN	134
LM5324	22	MBCOAK	134	MBLOAJ	134
LM5331	22	MBCOAL	134	MBLOAK	134
LM5514	22	MBCOAM	134	MBLOAL	134
LM5521	22	MBCOAN	134	MBLOAM	134
LM5544	22	MBCOAP	134	MBLOAN	134
LM5644	22	MBCOAR	134	MBMOAJ	134
LM6211	23	MBCOAS	134	MBMOAK	134
LM6214	47	MBCOAT	134	MBMOAL	134
LM6311	23	MBCOAZ	134	MBMOAM	134
LM6314	23	MBDOAA	134	MBMOAN	134
LM6334	23	MBDOAB	134	MBNOAJ	134
LM6344	23	MBDOAC	134	MBNOAK	134
LM6514	23	MBDOAD	134	MBNOAL	134
LM6524	23	MBDOAE	134	MBNOAM	134
LM6534	23	MBDOAF	134	MBNOAN	134
LM6544	23	MBDOAG	134	MBPOAU	134
LM7211	47	MBDOAH	134	MBPOAV	134
LM7214	23	MBDOAJ	134	MBPOAW	134
LM7344	23	MBDOAK	134	MBPOAX	134
LM7514	23	MBDOAL	134	MBPOAY	134
LM7534	23	MBDOAM	134	MBROAU	134
LM7614	23	MBDOAN	134	MBROAV	134
LM7654	23	MBDOAP	134	MBROAW	134
LM8211	47	MBDOAR	134	MBROAX	134
LM8314	23	MBDOAS	134	MBROAY	134
LM8334	23	MBDOAT	134	MBS0AU	134
LM8354	23	MBDOAZ	134	MBS0AV	134
LM8454	23	MBEOAA	134	MBS0AW	134
LM8531	23	MBEOAB	134	MBS0AX	134
LM8534	23	MBEOAC	134	MBS0AY	134
LM8554	23	MBEOAD	134	MM1111	26
LM9331	23	MBEOAE	134	MM1112	26
LM9511	23	MBEOAF	134	MM1121	26
LM9521	23	MBEOAG	134	MM1122	26
MBA0AA	134	MBEOAH	134	MM1212	26
MBA0AB	134	MBEOAJ	134	MM1222	26
MBA0AC	134	MBEOAK	134	MM1311	26
MBA0AD	134	MBEOAL	134	MM1312	26
MBA0AE	134	MBEOAM	134	MM1322	26
MBA0AF	134	MBEOAN	134	MM1411	26
MBA0AG	134	MBEOAP	134	MM1412	26
MBA0AH	134	MBEOAR	134	MM1422	26
MBA0AJ	134	MBEOAS	134	MM2112	26
MBA0AK	134	MBEOAT	134	MM2122	26
MBA0AL	134	MBEOAZ	134	MM2211	26
MBA0AM	134	MBFOAA	134	MM2212	26
MBA0AN	134	MBFOAB	134	MM2221	26
MBA0AP	134	MBFOAC	134	MM2222	26
MBA0AR	134	MBFOAD	134	MM2312	26
MBA0AS	134	MBFOAE	134	MM2322	26
MBA0AT	134	MBFOAF	134	MM2411	26
MBA0AZ	134	MBFOAG	134	MM2412	26
MBB0AA	134	MBFOAH	134	MM3112	26
MBB0AB	134	MBGOAA	134	MM3122	26
MBB0AC	134	MBGOAB	134	MM3211	26
MBB0AD	134	MBGOAC	134	MM3212	26
MBB0AE	134	MBGOAD	134	MM3312	26
MBB0AF	134	MBGOAE	134	MM3322	26
MBB0AG	134	MBGOAF	134	MM3411	26
MBB0AH	134	MBGOAG	134	MM3412	26
MBB0AJ	134	MBGOAH	134	MM3422	26
MBB0AK	134	MBHOAA	134		
MBB0AL	134	MBHOAB	134		
MBB0AM	134	MBHOAC	134		
MBB0AN	134	MBHOAD	134		
MBB0AP	134	MBHOAE	134		
MBB0AR	134	MBHOAF	134		
MBB0AS	134	MBHOAG	134		

AMERICAS

MINNESOTA

Worldwide Headquarters
Graco Inc.
88 11th Avenue N.E.
Minneapolis, MN 55413

MAILING ADDRESS

P.O. Box 1441
Minneapolis, MN 55440-1441
Tel: 800-275-5574 Fax: 612-623-6777

EUROPE

BELGIUM

Graco BVBA
Industrieterrein-Oude Bunders
Slakweidestraat 31
B-3630 Maasmechelen,
Belgium
Tel: 32 89 770 700 Fax: 32 89 770 777

ASIA PACIFIC

AUSTRALIA

Graco Australia Pty Ltd.
Suite 17, 2 Enterprise Drive
Bundoora, Victoria 3083
Australia
Tel: 61 3 9468 8500 Fax: 61 3 9468 8599

CHINA

Graco Fluid Equipment (Shanghai) Co., Ltd.
Building 7, No.1-2
Wenshui Road 299,
Jing'an District
Shanghai 200436
P.R.China
Tel: 86 21 649 50088 Fax: 86 21 649 50077

INDIA

Graco Hong Kong Ltd.
India Liaison Office
Room 443, Level 4
Augusta Point, Golf Course Road
Gurgaon, Haryana, India 122001
Tel: 91 124 435 4208 Fax: 91 124 435 4001

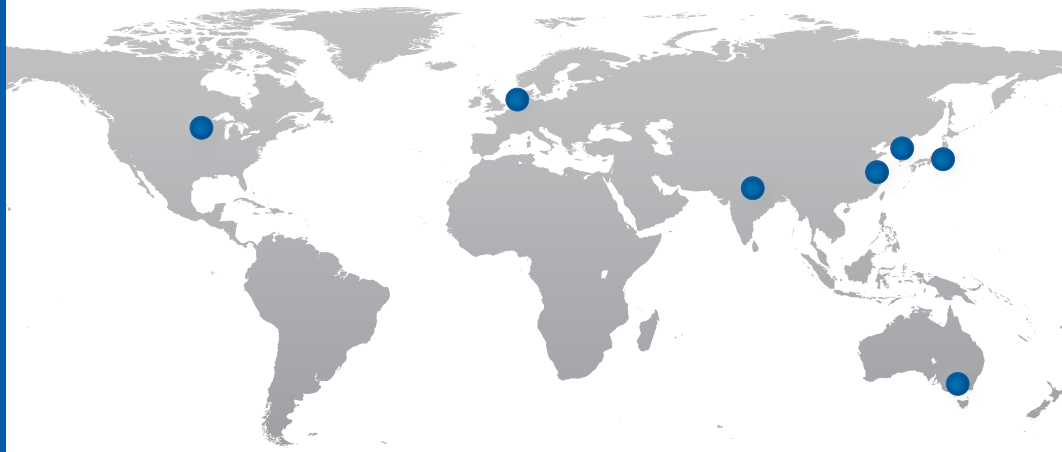
JAPAN

Graco K.K.
1-27-12 Hayabuchi
Tsuzuki-ku
Yokohama City, Japan 2240025
Tel: 81 45 593 7300 Fax: 81 45 593 7301

KOREA

Graco Korea Inc.
Shinhan Bank Building
4th Floor #1599
Gwangyang-Dong, Dongan-Ku,
Anyang-si, Korea 431-060
Tel: 82 31 476 9400 Fax: 82 31 476 9801

©2022 Graco Inc. 340821 Rev. AF 5/22. All other brand names or marks are used for identification purposes and are trademarks of their respective owners. All written and visual data contained in this document are based on the latest product information available at the time of publication. Graco reserves the right to make changes at any time without notice. For more information on Graco's intellectual property, see www.graco.com/patent or www.graco.com/trademarks.



Graco's got you covered

Facilities Worldwide for Global Support



Quality First

At Graco we pride ourselves on providing best-in-class products. Engineered solutions are manufactured in our own facilities, with the highest standards in the industry. We provide you with world-class customer support and expertise to help solve your lubrication challenges.



Global Reach

Graco has facilities across the globe to provide you with the products and service *you* need, where *you* live. Plus, Graco has dedicated field experts in all areas of the world to support the products we sell.



Product Capabilities

Graco has a broad range of products to provide solutions that meet your needs. Our products are engineered and tested to perform in the harshest environments so you can be certain your equipment is protected and working at peak performance.

Contact us today!

Call **800-533-9655** to speak with a Graco representative,
or visit **www.graco.com** for more information.

